



PROPOSED MERGER

BUILDING A LEADER FOR A NEW ERA IN SUSTAINABLE MOBILITY

DECEMBER 18, 2019

IMPORTANT NOTICE

By reading the following document, you agree to be bound by the following limitations and qualifications:

This document is for informational purposes only and is not intended to and does not constitute an offer or invitation to exchange or sell or solicitation of an offer to subscribe for or buy, or an invitation to exchange, purchase or subscribe for, any securities, any part of the business or assets described herein, or any other interests or the solicitation of any vote or approval in any jurisdiction in connection with the proposed transaction or otherwise, nor shall there be any sale, issuance or transfer of securities in any jurisdiction in contravention of applicable law. This document should not be construed in any manner as a recommendation to any reader of this document.

This communication is not a prospectus, product disclosure statement or other offering document for the purposes of Regulation (EU) 2017/1129 of the European Parliament and of the Council of June 14th 2017.

An offer of securities in the United States pursuant to a business combination transaction will only be made, as may be required, through a prospectus which is part of an effective registration statement filed with the U.S. Securities and Exchange Commission (“SEC”). Shareholders of Peugeot S.A. (“PSA”) and Fiat Chrysler Automobiles N.V. (“FCA”) who are U.S. persons or are located in the United States are advised to read the registration statement when and if it is declared effective by the SEC because it will contain important information relating to the proposed transaction. You may obtain copies of all documents filed with the SEC regarding the proposed transaction, documents incorporated by reference, and FCA’s SEC filings at the SEC’s website at <http://www.sec.gov>. In addition, the effective registration statement will be made available for free to shareholders in the United States.

SAFE HARBOR STATEMENT

This document contains forward-looking statements. In particular, these forward-looking statements include statements regarding future financial performance and the expectations of FCA and PSA (the “Parties”) as to the achievement of certain targeted metrics at any future date or for any future period are forward-looking statements. These statements may include terms such as “may”, “will”, “expect”, “could”, “should”, “intend”, “estimate”, “anticipate”, “believe”, “remain”, “on track”, “design”, “target”, “objective”, “goal”, “forecast”, “projection”, “outlook”, “prospects”, “plan”, or similar terms. Forward-looking statements are not guarantees of future performance. Rather, they are based on the Parties’ current state of knowledge, future expectations and projections about future events and are by their nature, subject to inherent risks and uncertainties. They relate to events and depend on circumstances that may or may not occur or exist in the future and, as such, undue reliance should not be placed on them.

Actual results may differ materially from those expressed in forward-looking statements as a result of a variety of factors, including: the ability of PSA and FCA and/or the combined group resulting from the proposed transaction (together with the Parties, the “Companies”) to launch new products successfully and to maintain vehicle shipment volumes; changes in the global financial markets, general economic environment and changes in demand for automotive products, which is subject to cyclical; changes in local economic and political conditions, changes in trade policy and the imposition of global and regional tariffs or tariffs targeted to the automotive industry, the enactment of tax reforms or other changes in tax laws and regulations; the Companies’ ability to expand certain of their brands globally; the Companies’ ability to offer innovative, attractive products; the Companies’ ability to develop, manufacture and sell vehicles with advanced features including enhanced electrification, connectivity and autonomous-driving characteristics; various types of claims, lawsuits, governmental investigations and other contingencies, including product liability and warranty claims and environmental claims, investigations and lawsuits; material operating expenditures in relation to compliance with environmental, health and safety regulations; the intense level of competition in the automotive industry, which may increase due to consolidation;

exposure to shortfalls in the funding of the Parties’ defined benefit pension plans; the ability to provide or arrange for access to adequate financing for dealers and retail customers and associated risks related to the establishment and operations of financial services companies; the ability to access funding to execute the Companies’ business plans and improve their businesses, financial condition and results of operations; a significant malfunction, disruption or security breach compromising information technology systems or the electronic control systems contained in the Companies’ vehicles; the Companies’ ability to realize anticipated benefits from joint venture arrangements; disruptions arising from political, social and economic instability; risks associated with our relationships with employees, dealers and suppliers; increases in costs, disruptions of supply or shortages of raw materials; developments in labor and industrial relations and developments in applicable labor laws; exchange rate fluctuations, interest rate changes, credit risk and other market risks; political and civil unrest; earthquakes or other disasters; uncertainties as to whether the proposed business combination discussed in this document will be consummated or as to the timing thereof; the risk that the announcement of the proposed business combination may make it more difficult for the Parties to establish or maintain relationships with their employees, suppliers and other business partners or governmental entities; the risk that the businesses of the Parties will be adversely impacted during the pendency of the proposed business combination; risks related to the regulatory approvals necessary for the combination; the risk that the operations of PSA and FCA will not be integrated successfully and other risks and uncertainties.

Any forward-looking statements contained in this document speak only as of the date of this document and the Parties disclaim any obligation to update or revise publicly forward-looking statements. Further information concerning the Parties and their businesses, including factors that could materially affect the Parties’ financial results, are included in FCA’s reports and filings with the U.S. Securities and Exchange Commission, the AFM and CONSOB and PSA’s filings with the AFM.



Groupe PSA and FCA aim to create

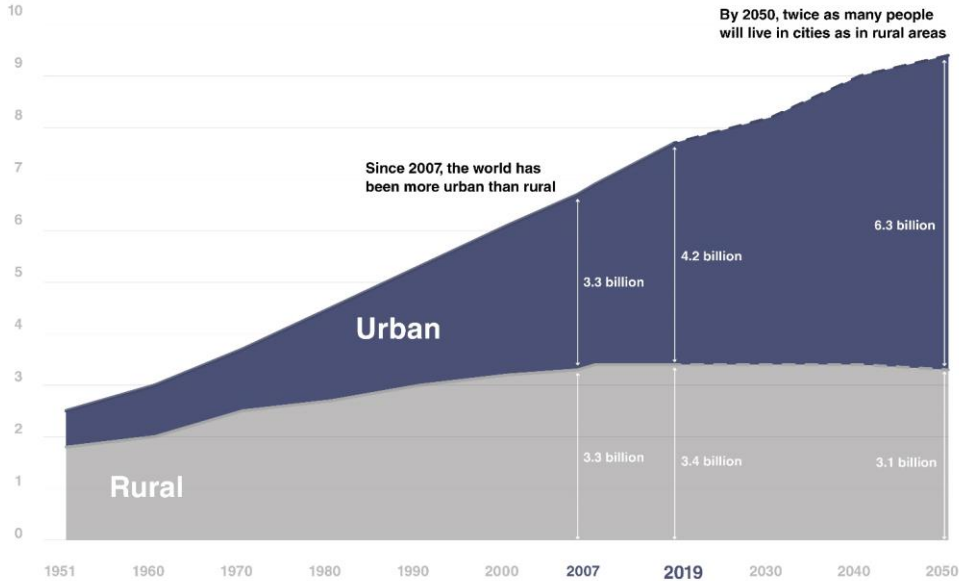
A LEADER FOR A NEW ERA IN SUSTAINABLE MOBILITY

- Developing new, leading and clean mobility solutions
- Offering best-in-class technologies and services to meet the needs of all customers
- Leveraging efficiency and agility on larger volumes
- Combining strengths and core competencies

MOBILITY LONG-TERM INDUSTRY TRENDS

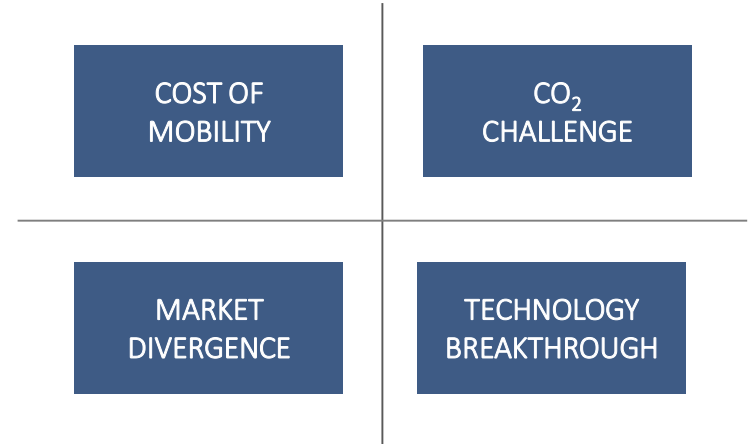
CREATES OPPORTUNITIES FOR NEW MOBILITY SOLUTIONS

Worldwide urban rural population (billion)



Source: UN World Urbanization Prospects

Industry Trends



COMPELLING STRATEGIC RATIONALE

CREATING A MOBILITY CHAMPION



STRENGTHS

- Global class-leading profitability
- Solid presence across Europe
- Strong core model strategy
- Smartly addressing CO₂ emissions
- Successful PSA turnaround and Opel Vauxhall integration
- Mobility provider with Free2Move

CHALLENGES

- Limited presence outside Europe
- Addressing long-term industry trends



Opportunities

- Balance global footprint
- Optimize platform and engine families
- Scale for procurement and capex
- Accelerate development in all technologies and new businesses



STRENGTHS

- Margins amongst industry leaders in North America and Latin America
- Solid presence in Latin America
- Strong SUV and pickup truck line-up
- Premium / luxury brand experience
- Successful merging Fiat and Chrysler
- Numerous technology partnerships

CHALLENGES

- Operating profit in Europe
- Addressing long-term industry trends

BUILDING A LEADER FOR A NEW ERA IN SUSTAINABLE MOBILITY



BENEFITS FROM
COMBINING STRENGTHS
AND CORE COMPETENCIES



- 4th largest OEM by volume, with balanced global footprint
- Robust combined company margins in North America, Europe and Latin America at inception
- Solid combined balance sheet
- Broad and complementary brand portfolio with solid market presence across all segments
- Extensive and growing capabilities in electrified powertrain, autonomous driving and digital connectivity
- ~€3.7 billion of estimated annual synergies at steady state, without any plant closures
- Combined management team recognized for exceptional value creation and success in previous combinations

AT FOREFRONT OF PRODUCTS, SERVICES AND
MOBILITY SOLUTIONS FOR AN EVOLVING MARKET

KEY TERMS

PROPOSED TRANSACTION STRUCTURED AS 50/50 MERGER

Proposed Transaction Structure	All-stock cross-border merger of Groupe PSA and FCA resulting in a Dutch company (DutchCo) 50/50 resulting ownership between Groupe PSA and FCA shareholders ⁽¹⁾
Exchange Ratio	To achieve 50/50 ownership: <ul style="list-style-type: none">o Groupe PSA shareholders would receive 1.742 DutchCo shares for each PSA shareo FCA shareholders would hold 1 DutchCo share for each FCA share
Ordinary Dividends	Each company will distribute a €1.1 billion ordinary dividend in 2020 related to FY 2019 results, subject to approval by each company's Board of Directors and shareholders
Extraordinary Distributions	<ul style="list-style-type: none">• Prior to transaction completion, shareholders of the respective companies to receive:<ul style="list-style-type: none">o Groupe PSA's 46% stake in Faurecia to PSA shareholderso €5.5 billion extraordinary dividend to FCA shareholders• Promptly following closing, Comau will be separated for the benefit of the shareholders of DutchCo
Major Shareholders	Ownership in DutchCo based on current shareholdings in respective companies ⁽¹⁾ : <ul style="list-style-type: none">o EXOR N.V. ~ 14%o EPF/FFP ~ 6%o Bpifrance Participations SA ~ 6%o Dongfeng Motor Group (DFG) ~ 6% ⁽²⁾

(1) Based on fully diluted shares outstanding at Sep 30 '19, excluding GM warrants and net of treasury shares, and before a potential acquisition by PSA of 30.7 million shares from DFG

(2) Prior to completion of the transaction, DFG will sell 30.7 million shares to PSA (in which case they will be cancelled prior to closing) and/or to third parties (including on the market). Following the sale of these 30.7 million shares by DFG, ownership by DFG will be reduced to 4.5% of DutchCo.

KEY TERMS

GOVERNANCE STRUCTURE DESIGNED TO ENSURE DUTCHCO SUCCESS

Governance	<ul style="list-style-type: none">• Chairman: John Elkann, with an initial term of 5 years• CEO: Carlos Tavares, with an initial term of 5 years
Board of Directors	<ul style="list-style-type: none">• Board of Directors initially consists of 11 members, majority of non-executive members will be independent<ul style="list-style-type: none">○ 5 members to be nominated by Groupe PSA, including a Senior Independent Director and Vice Chairman, comprised of nominees from Groupe PSA (2 members), Bpifrance Participations SA (1 member), EPF/FFP (1 member) and employees (1 member)○ 5 members to be nominated by FCA comprised of nominees from FCA (2 members), EXOR N.V. (2 members, including Chairman) and employees (1 member)○ CEO• Senior Independent Director and Vice Chairman with initial terms of 5 years, other directors will have an initial term of 4 years, with any additional terms to be in 2 year increments
Corporate Structure	DutchCo headquartered in the Netherlands, with operational headquarters in France, Italy and U.S.
Voting Rights	<ul style="list-style-type: none">• No carryover of existing double voting rights• Double voting rights through loyalty shares available to all shareholders holding shares in DutchCo for 3 years after completion of merger• Loyalty voting program will not operate to grant voting rights to any single shareholder exceeding 30% ⁽¹⁾ of the total votes cast in a shareholders meeting
Shareholders Restrictions	<ul style="list-style-type: none">• 7-year standstill applied to EXOR N.V., Bpifrance Participations SA, DFG and EPF/FFP ⁽²⁾• 3-year lock-up applied to EXOR N.V., Bpifrance Participations SA and EPF/FFP ⁽³⁾
Stock Listings	Euronext Paris, Borsa Italiana (Milan) and New York Stock Exchange

(1) No blocking minority in a Dutch entity; all the decisions made by simple majority of votes of quorum >50%

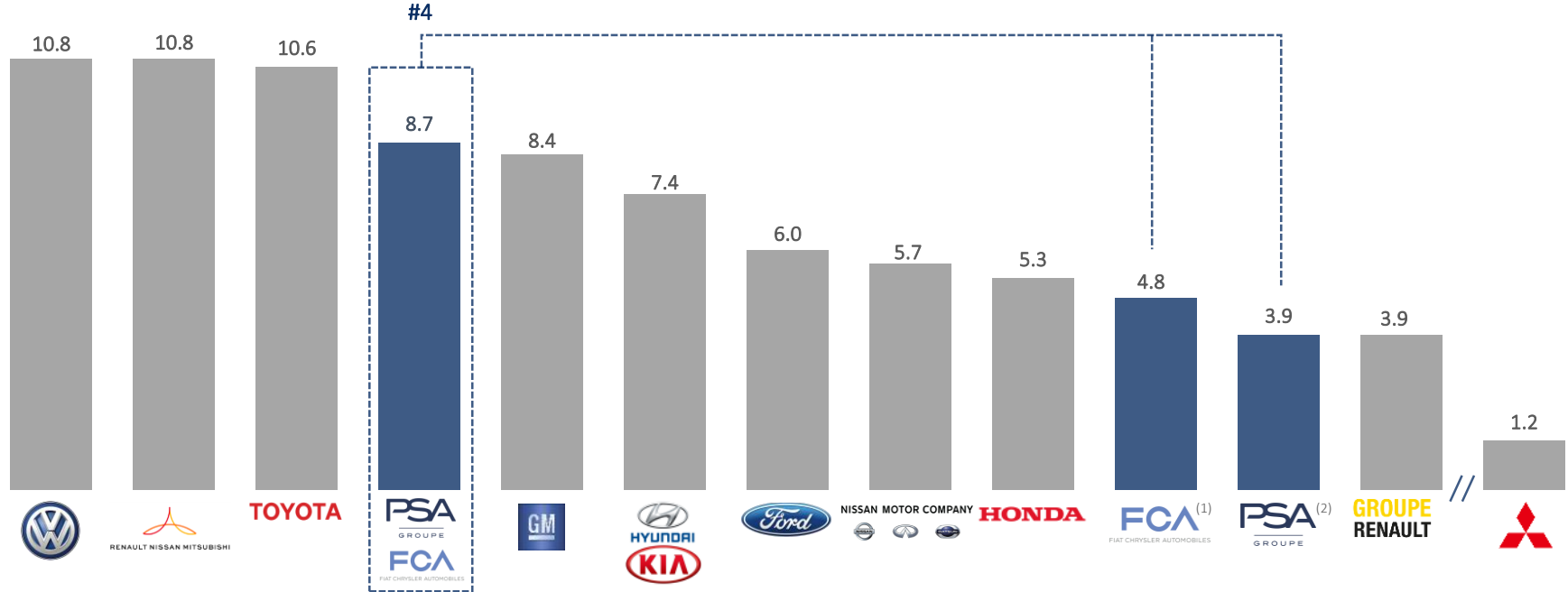
(2) EPF/FFP would be permitted to increase its shareholding by up to 2.5% in DutchCo (or 5% at the PSA level), only by acquiring shares from Bpifrance and DFG and/or on markets (up to 1% of the shares of DutchCo (or 2% at the PSA level) plus the percentage of shares sold by Bpifrance other than to EPF/FFP, subject to overall maximum of 2.5% at the DutchCo level and of 5% at the PSA level)

(3) DFG will be subject to a lock up until the completion of the transaction for the balance of its participation in PSA, resulting in an ownership of 4.5% of DutchCo. Bpifrance will be permitted to reduce its shareholdings by 5% in PSA or 2.5% in DutchCo

COMBINING TWO GLOBAL AUTOMOTIVE OEMS

CREATION OF 4TH LARGEST AUTOMOTIVE MANUFACTURER BY VOLUME, 3RD LARGEST BY REVENUES

2018 Calendar year global sales, including JVs
million units



(1) FCA sales include sales primarily by dealers and distributors (including joint ventures)
 (2) Groupe PSA consolidated world sales include assembled vehicles, CKDs and vehicles under license

Source: Company information, IHS Global Insight

COMBINED COMPANY FINANCIAL STRENGTH

COMBINING TWO EFFICIENT AUTOMOTIVE OEMS

Year Ended December 31, 2018

€ billion, except as otherwise stated	FCA FIAT CHRYSLER AUTOMOBILES (Excluding Magneti Marelli)	PSA GROUPE (Excluding Faurecia)	FCA PSA FIAT CHRYSLER AUTOMOBILES GROUPE Aggregated ⁽¹⁾ (Pre-Synergies)
	Sales including JVs ⁽²⁾ (million units)	4.8	3.9
Net Revenues	110.4	58.6	169.0
Operating Profit	6.7 (Adjusted EBIT)	4.4 (Recurring Operating Income)	11.2
Operating Profit Margin	6.1% (Adjusted EBIT Margin)	7.6% (Recurring Operating Margin)	6.6%
Automotive Operational Free Cash Flow	4.4 (Industrial Free Cash Flows)	3.1 (Free Cash Flow)	7.5

(1) Simple aggregation of FCA (excluding Magneti Marelli) and PSA (excluding Faurecia) FY 2018 results prior to any required accounting adjustments

(2) FCA sales include sales primarily by dealers and distributors (including joint ventures); Groupe PSA consolidated world sales include assembled vehicles, CKDs and vehicles under license

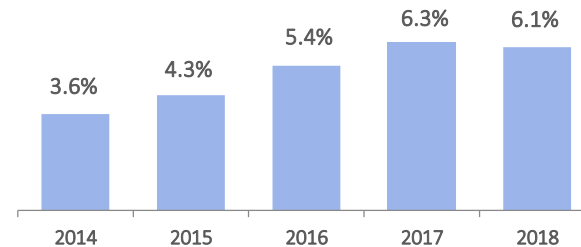
(3) 2016 - 2018 figures exclude Magneti Marelli. All years exclude Ferrari.

(4) Includes results from Opel/Vauxhall acquisition from Aug 1 '17

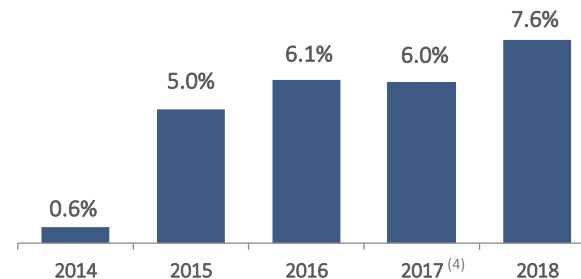
Figures may not add due to rounding

Source: Company information

FCA Adjusted EBIT Margin ⁽³⁾
FIAT CHRYSLER AUTOMOBILES






PSA Recurring Operating Margin
GROUPE (excluding Faurecia)



FINANCIAL POSITION AND LIQUIDITY

COMBINED COMPANY TO HAVE STRONG BALANCE SHEET PROVIDING FINANCIAL FLEXIBILITY

As of June 30, 2019

€ billion	 <small>FIAT CHRYSLER AUTOMOBILES</small> (Excluding Magneti Marelli)	 <small>GRUPE</small> (Excluding Faurecia)	  <small>FIAT CHRYSLER AUTOMOBILES</small> <small>GRUPE</small> Aggregated ⁽¹⁾ (Pre-Synergies & Pre-Dividends)
	Automotive Net Cash Position	3.3	10.5
Cash, Cash Equivalents and Current Debt Securities ⁽²⁾	15.8	15.7	31.5
Undrawn Committed Credit Lines	7.7	3.0	10.7
Total Available Liquidity	23.5	18.7	42.2

- Combined company to have strong balance sheet and high level of liquidity
- Ample headroom to execute strategic plan and invest in new technologies
- Investment grade credit rating expected

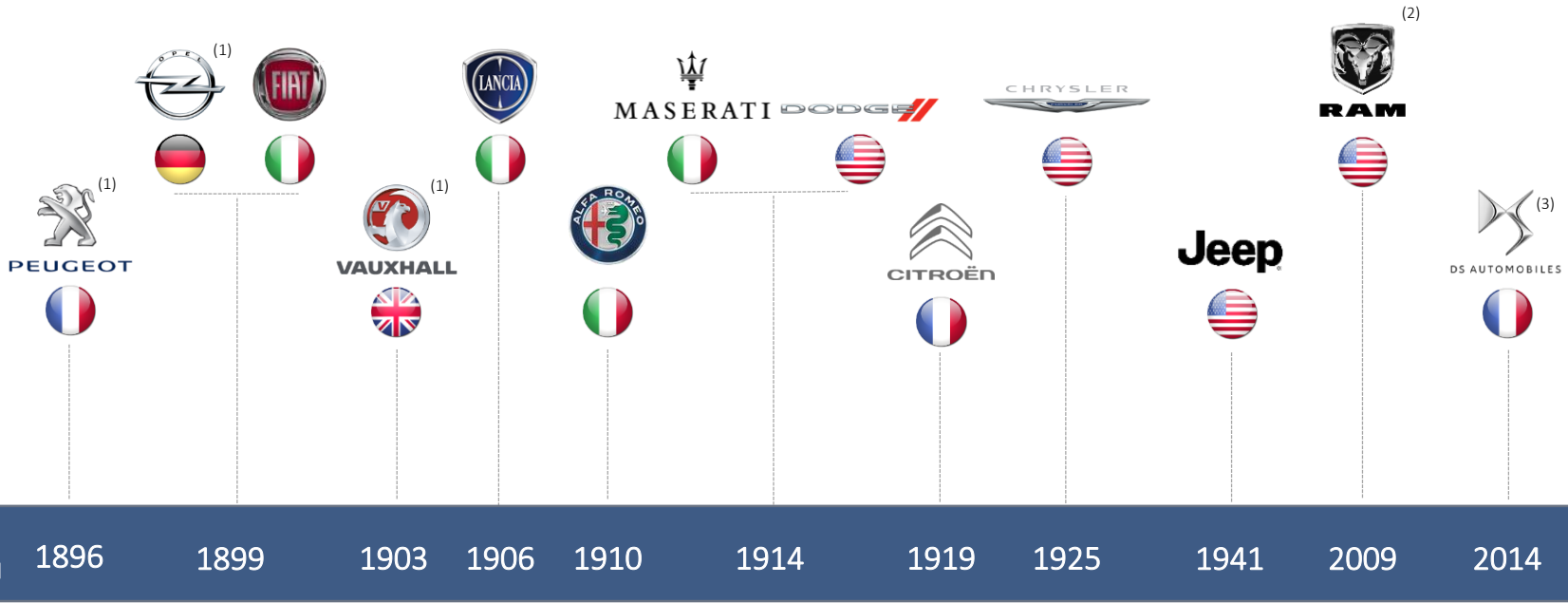
(1) Simple aggregation of FCA (excluding Magneti Marelli) and PSA (excluding Faurecia) as of Jun 30 '19 results prior to any required accounting adjustments and is not reflective of €5.5B dividend to be paid to FCA shareholders prior to transaction closing

(2) Current debt securities are comprised of short term or marketable securities which represent temporary investments that do not satisfy all the requirements to be classified as cash equivalents as they may not be readily convertible to cash or they are subject to significant risk of change in value (even if they are short-term in nature or marketable)

Source: Company information

ICONIC AUTOMOTIVE BRANDS

WELL-ESTABLISHED BRANDS WITH NATIONAL ROOTS



(1) Based on first manufactured car

(2) Ram separated from Dodge brand in 2009

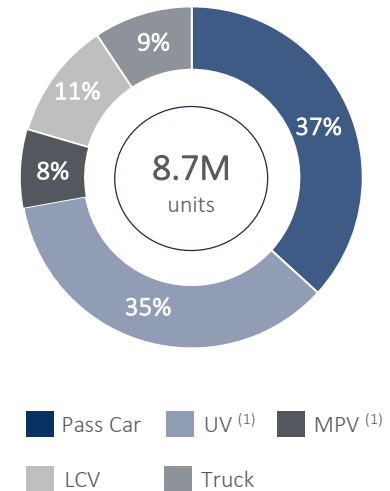
(3) The first DS car was manufactured in 1955 as a part of the Citroën brand. DS became an independent premium brand in 2014.

BROAD-BASED PORTFOLIO OF BRANDS

FULL MARKET COVERAGE WITH SIGNIFICANT PORTFOLIO SYNERGY OPPORTUNITIES

	Luxury	Premium	Mainstream		
			SUV	Pass Car/ CUV/MPV	Truck/LCV
 FIAT CHRYSLER AUTOMOBILES	 MASERATI				
 GROUPE	 DS AUTOMOBILES	 PEUGEOT	 CITROËN	 VAUXHALL	 VAUXHALL

2018 Global Sales ⁽²⁾



(1) Multi-purpose vehicles (MPV) and utility vehicles (UV), which include SUVs and CUVs, are typically considered passenger cars in Europe

(2) Groupe PSA consolidated world sales include assembled vehicles, CKDs and vehicles under license; FCA includes sales primarily by dealers and distributors (including joint ventures)

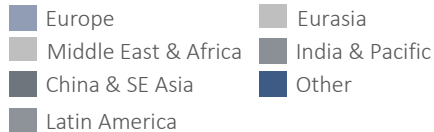
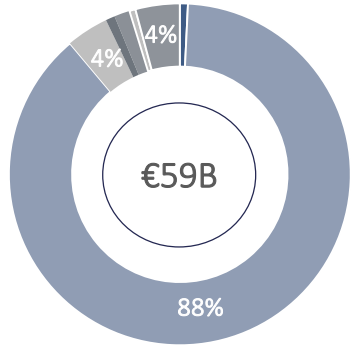
Source: Company information

COMPLEMENTARY PRESENCE IN KEY REGIONS

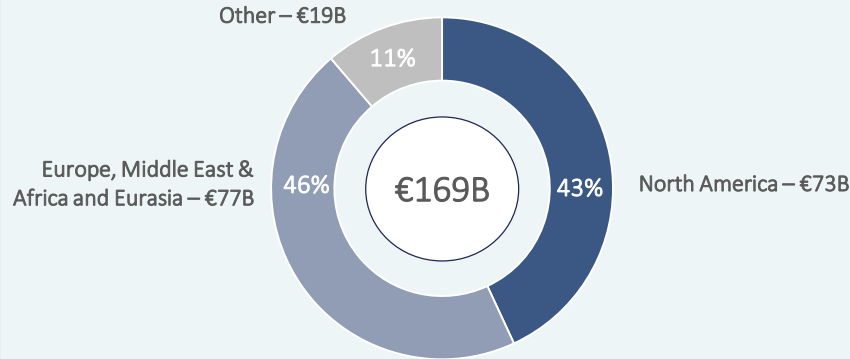
COMBINED COMPANY TO HAVE BETTER GEOGRAPHIC BALANCE



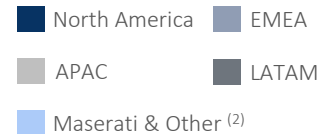
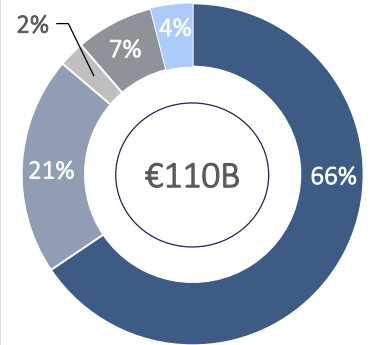
2018 Global Revenues
(excluding Faurecia)



2018 Global Revenues Aggregated ⁽¹⁾
(Pre-Synergies)



2018 Global Revenues
(excluding Magneti Marelli)



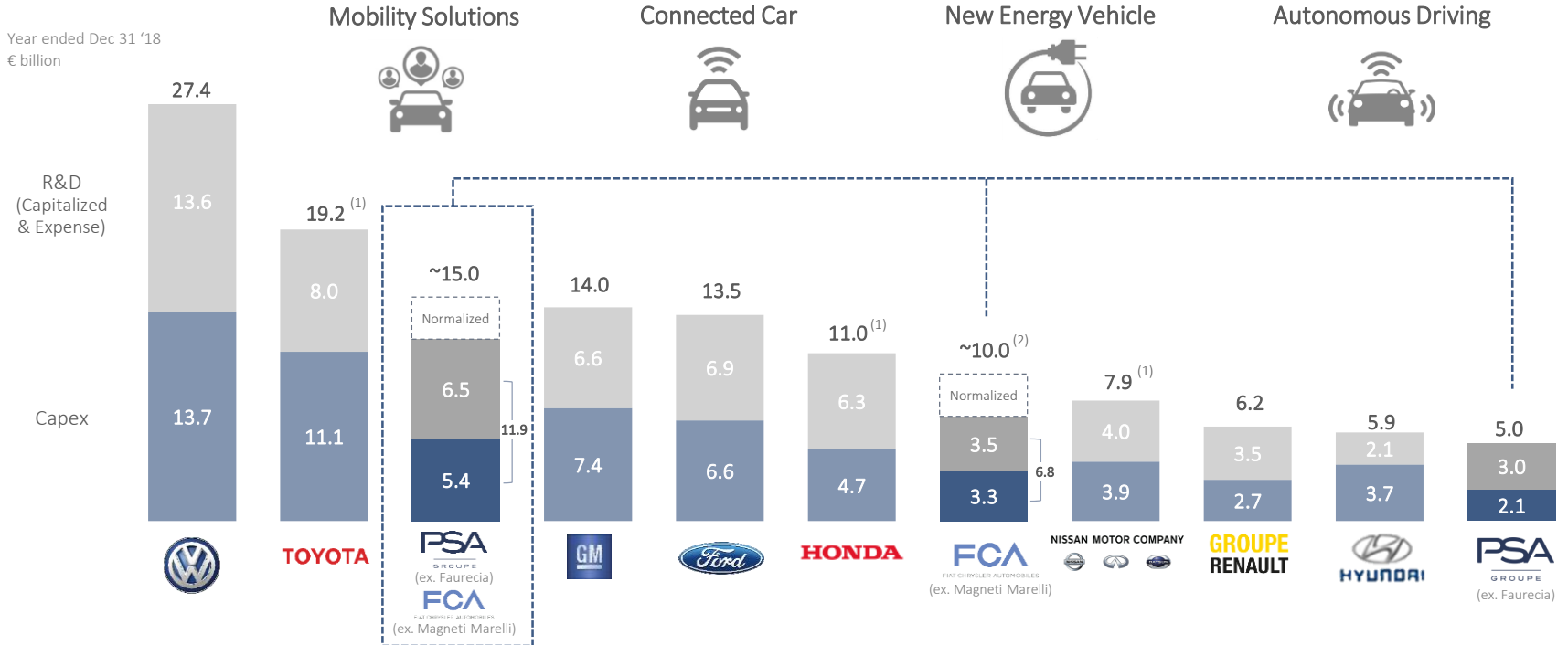
(1) Simple aggregation of PSA (excluding Faurecia) and FCA (excluding Magneti Marelli) FY 2018 results prior to any required accounting adjustments

(2) Includes Components business, other activities, unallocated items and eliminations

Source: Company information

INVESTMENT SPENDING

SYNERGIES TO OPTIMIZE COMBINED SPENDING AND EFFECTIVELY ADDRESS NEW MOBILITY TRENDS



(1) Fiscal year filer – figures represent Apr 1 '18 to Mar 31 '19 investment spending

(2) Represents normalized annual spending due to low spending level in FY 2018 (€6.8B)

Note: Represents total Company capex and R&D (capitalized and expensed excluding amortization expense)

Figures translated at the following 2018 YTD average FX rates: USD/Euro = 1.181; Yen/Euro = 130.4; Kwon/Euro = 1299.1

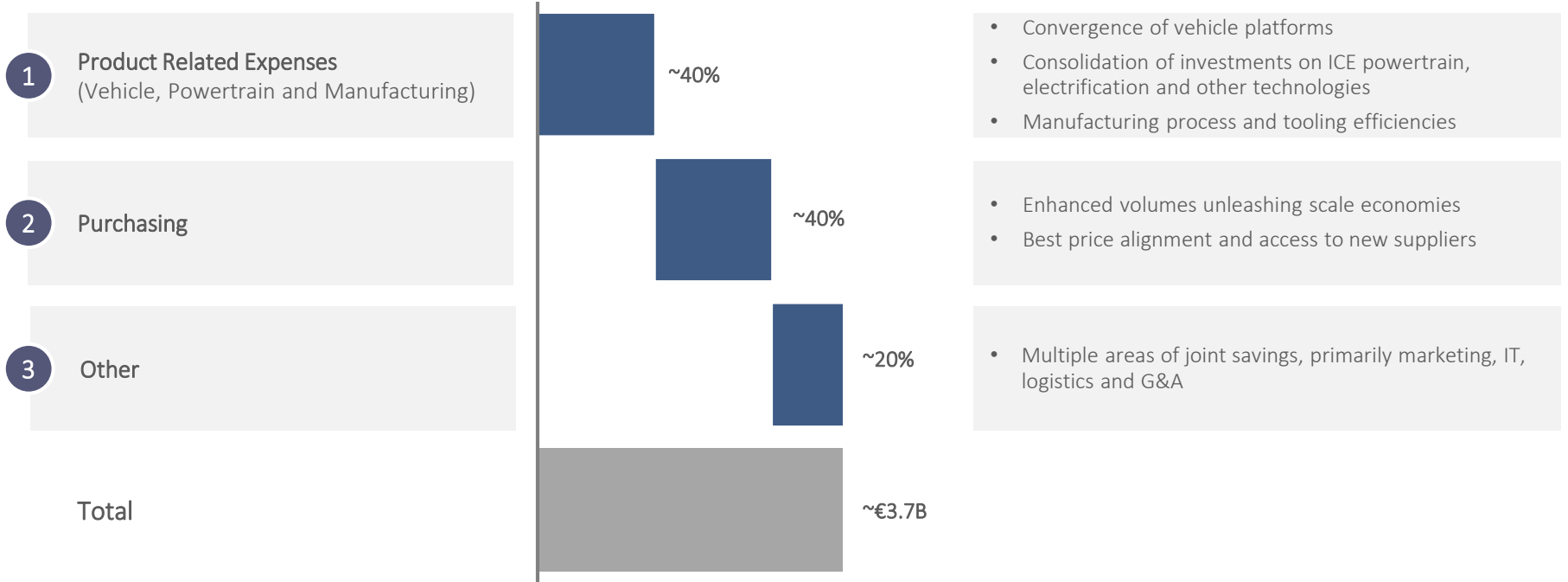
Figures may not add due to rounding

Source: Company information

MERGER SYNERGIES

ANNUAL SYNERGIES OF ~€3.7B EXPECTED TO BE GENERATED AT STEADY STATE

Annual Synergies at Steady State



~80% of synergies expected to be achieved by Year 4

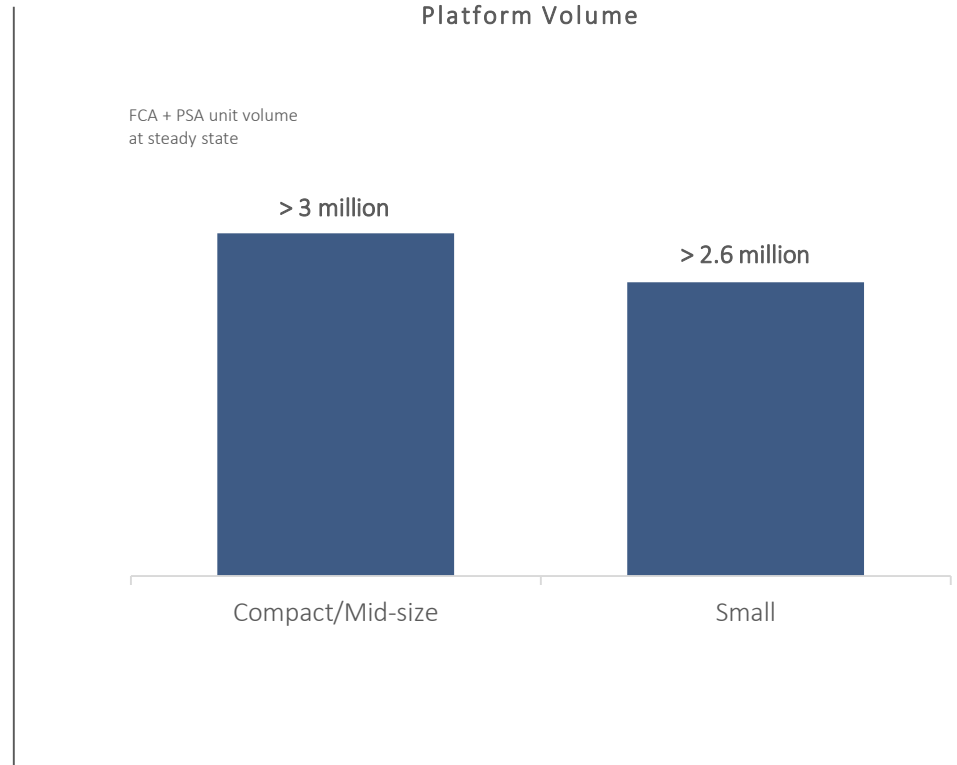
Estimated synergies net cash flow positive from Year 1

Cumulative implementation costs ~€2.8 billion

PLATFORM AND POWERTRAIN CONVERGENCE


SYNERGIES AND SCALE FROM CONVERGENCE PLANS, AS WELL AS HIGHER PARTS COMMONIZATION

- Continue to serve all customers needs while optimizing number of platforms and powertrain families
- Top 2 platforms will represent ~2/3 of combined company's steady state volumes
- Volume for each top 2 platforms to reach industry benchmark levels
- Improved manufacturing and R&D efficiency
- Higher level of parts commonization



EUROPE CO₂ COMPLIANCE PLAN

BOTH COMPANIES ON TRACK TO ACHIEVE COMPLIANCE IN 2020 WITH SYNERGIES IN FUTURE YEARS



2020


- 2 multi-energy flexible platforms to master market electrification ramp-up
- BEV or PHEV version for each new launch beginning in 2019
- 7 PHEV and 7 BEV models in market
- Fully compliant from Day 1

2021 and Beyond



- Combined company on track to achieve compliance in 2021
- All new vehicles for both companies will offer electrified versions
- Convergence plan to improve compliance at steady state:
 - Fitting “best-of-best” existing powertrain and CO₂ technological solutions in the short/medium-term
 - Combined company to accelerate development of electrification technologies leveraging mutual capabilities and “centers of excellence”

% Contribution to CO₂ Compliance



- Launch 1 BEV and 3 PHEV models
- Launch 3 12-volt mHEV models
- Compliance achieved through deployment of conventional technology, electrification and credit pooling



ENHANCED INNOVATION AND DEVELOPMENT CAPABILITIES

COMBINING INTERNAL EXPERTISE WITH PARTNERSHIPS TO DEVELOP LEADING MOBILITY SOLUTIONS

Mobility & Autonomous Driving



- "Autonomous Vehicle for All" program with focus on Level 2 and 3 for passenger cars, partnering with APTIV
- Various cooperations on advanced engineering on Level 4 and 5 (e.g. Vinci, Easymile, AIMotive, Vedecom)



- Partnering to deploy self-driving technology across the vehicle portfolio, including commercial vehicles
- Collaborating with Waymo on development of first significant fully-autonomous system in the market
- L2+ system available on premium and high-end vehicles starting in 2020

Connectivity



- Strong focus on connectivity; Internet Of Things (IOT) platform developed; already 6 million connected cars on CVMP platform
- Connected services offered by Free2Move mobility brand
- Partnership with Harman on in-vehicle infotainment system



- FCA's new global "ecosystem" for connected vehicles enhanced by partnerships to provide benefits from a broad array of services

STATUS AND NEXT STEPS

TRANSACTION CLOSING EXPECTED IN 12 – 15 MONTHS

Status

- Following unanimous approval of PSA’s Supervisory and Managing Boards, as well as FCA’s Board of Directors, PSA and FCA have signed binding Combination Agreement for 50/50 merger
- Both parties completed due diligence process
- Approvals obtained from works councils/labor unions

Next Steps

- Both companies to convene Extraordinary General Meetings for their respective shareholders to approve transaction
- Anti-trust and regulatory approvals
- Transaction closing expected in 12 – 15 months, subject to customary closing conditions

Proposed merger would create

A LEADER FOR A NEW ERA IN SUSTAINABLE MOBILITY

- Well positioned to effectively address new mobility trends
 - 4th largest OEM with robust combined company margins in North America, Europe and Latin America at inception
 - Broad and complementary brand portfolio
 - Strong presence in key vehicle segments and key regions
 - Solid combined balance sheet
- Opportunity to create significant value for all stakeholders
 - Significant platform and powertrain convergence opportunities
 - ~€3.7 billion annual estimated synergies at steady state
- Execution risk minimized
 - Combined management team with successful OEM combination experience
 - Complementary technology expertise to address global CO₂ challenges


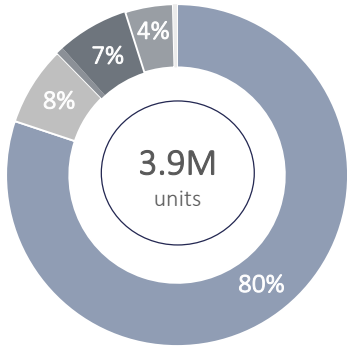
APPENDIX

COMPLEMENTARY PRESENCE IN KEY REGIONS

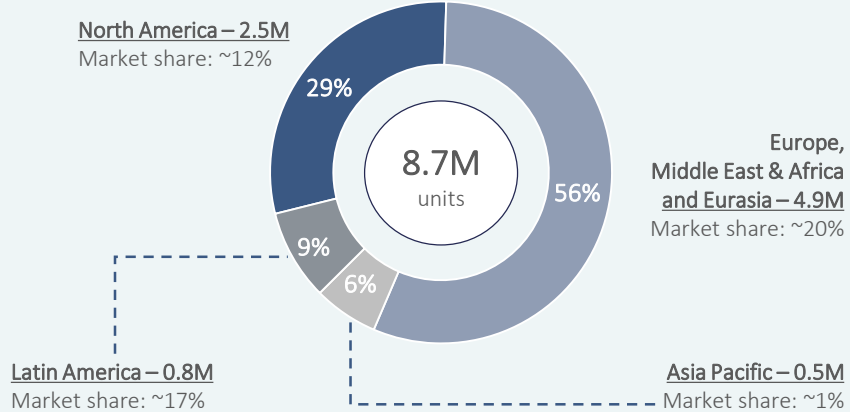
COMBINED COMPANY TO HAVE BETTER GEOGRAPHIC BALANCE




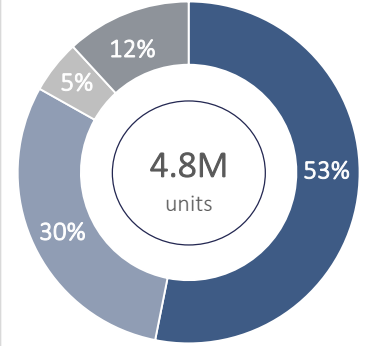
2018 Global Unit Sales ⁽¹⁾



2018 Global Unit Sales Aggregated ⁽²⁾



2018 Global Unit Sales ⁽³⁾



(1) Groupe PSA consolidated world sales include assembled vehicles, CKDs and vehicles under license

(2) Market share and rank based on IHS light vehicle sales as of Nov '19

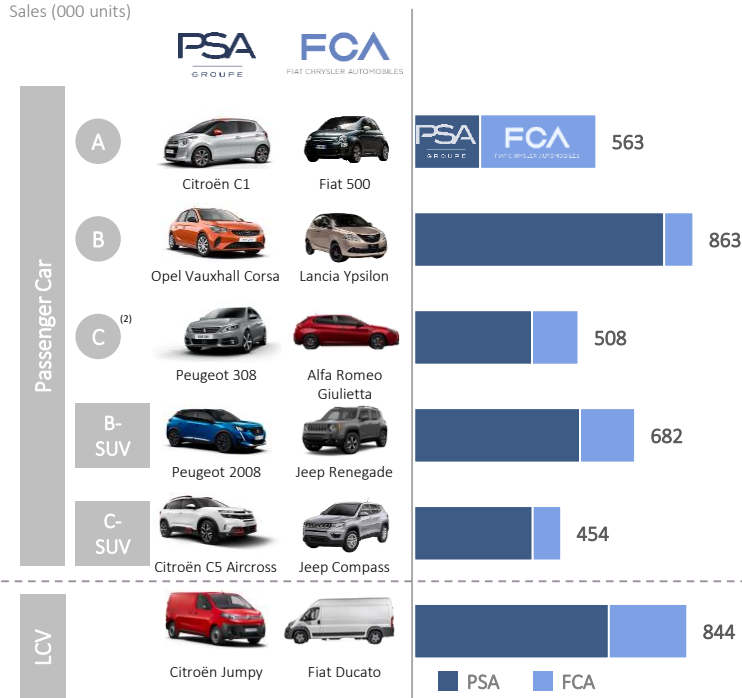
(3) FCA sales include sales primarily by dealers and distributors (including joint ventures)

Source: Company information

EUROPE

ENHANCE PSA'S CLASS LEADING PROFITABILITY WITH VOLUME IN KEY SEGMENTS

FY 2018 Combined Sales (1,3)



(1) Does not include all segments

(2) Combination of C1, C2 and CDV as per IHS

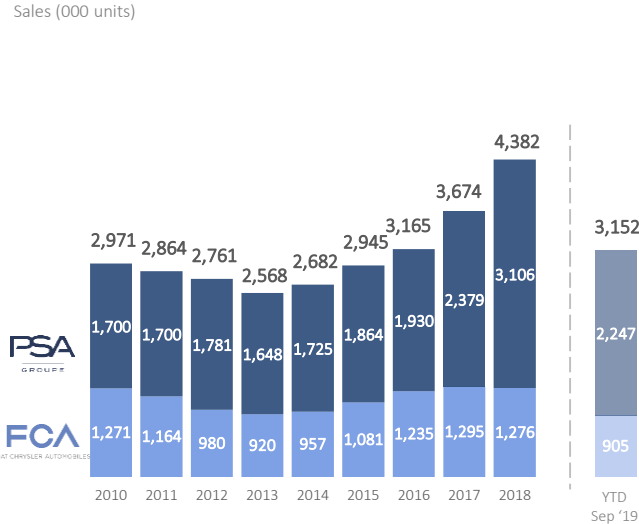
(3) As per IHS light vehicle sales data as of Nov '19

(4) FCA sales include sales primarily by dealers and distributors (including joint ventures); Groupe PSA consolidated world sales include assembled vehicles, CKDs and vehicles under license

(5) PSA includes Opel/ Vauxhall sales from Aug 1 '19

Figures may not add due to rounding

Combined Sales History (4,5)



Key Strengths

- PSA and FCA combined are a leading OEM in Europe by market share⁽³⁾
- PSA has leading profitability and segment coverage
- Leverage FCA's existing car parc (>15M units for A and B-segments combined)
- PSA's successful and prompt turnaround of Opel/Vauxhall
- 100% of PSA's portfolio to be electrified in 2025
- PSA's smart approach to be CO₂ compliant from Day 1

NORTH AMERICA

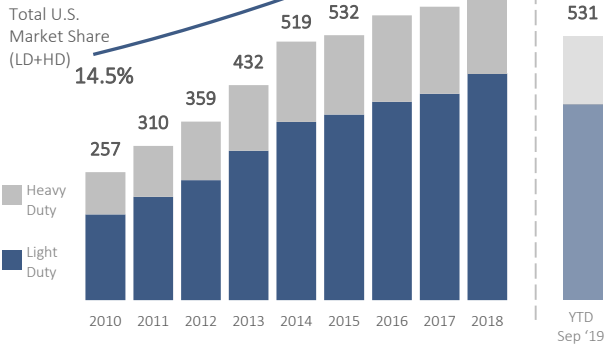
SOLID PRESENCE IN KEY HIGH MARGIN SEGMENTS WITH ACTIONS TO SUSTAIN PROFITABILITY

Pickup Growth



25.7%

North America Sales (000 units)



Ram large pickup U.S. average transaction prices have increased > \$10,000 since 2010

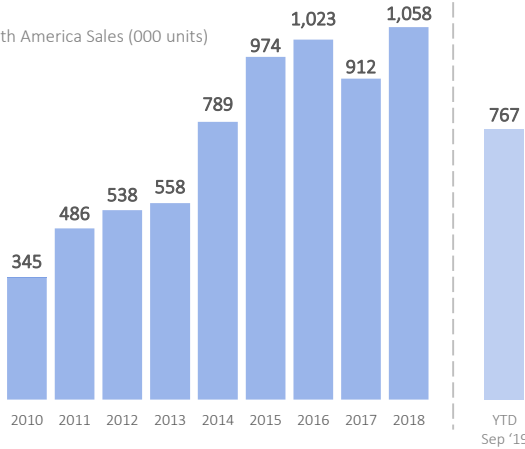
Source: Company information

Key Product Actions

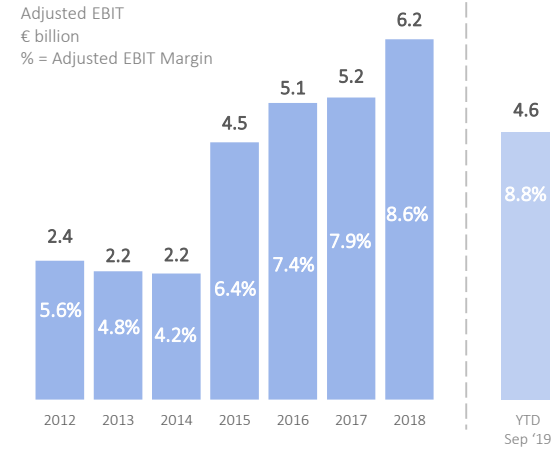
Jeep



North America Sales (000 units)



North America Profitability



Effective Jun '11, Chrysler Group LLC was fully consolidated by Fiat S.p.A.. Full year data for North America region not available prior to 2012.

LATIN AMERICA

OPPORTUNITY TO FURTHER ENHANCE FCA AND PSA'S POSITIONS IN BRAZIL AND ARGENTINA

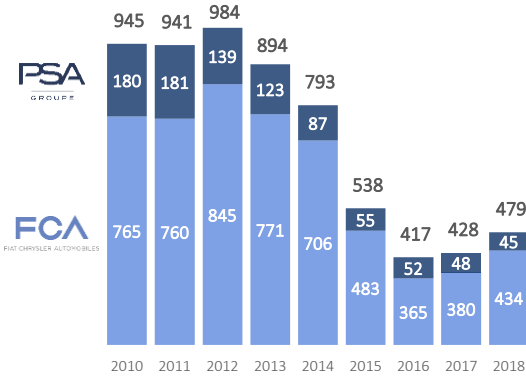


Brazil Combined Sales History



Jeep

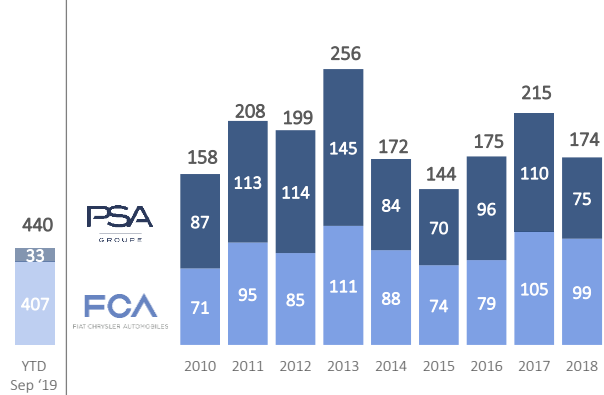
(000 units)



Argentina Combined Sales History



(000 units)



FCA's Sustained Profitability

Adjusted EBIT
€ billion

