
**United States
Securities and Exchange Commission
Washington, D.C. 20549
Form 10-K**

**Annual report pursuant to Section 13 or 15(d) of the Securities Exchange Act of 1934
for the fiscal year ended December 31, 2016**

Commission file number 001-06351

Eli Lilly and Company

An Indiana corporation

I.R.S. employer identification no. 35-0470950

Lilly Corporate Center, Indianapolis, Indiana 46285

(317) 276-2000

Securities registered pursuant to Section 12(b) of the Exchange Act:

<u>Title of Each Class</u>	<u>Name of Each Exchange On Which Registered</u>
Common Stock (no par value)	New York Stock Exchange
1.00% Notes Due June 2, 2022	New York Stock Exchange
7.13% Notes Due June 1, 2025	New York Stock Exchange
1.63% Notes Due June 2, 2026	New York Stock Exchange
2.13% Notes Due June 3, 2030	New York Stock Exchange
6.77% Notes Due January 1, 2036	New York Stock Exchange

Securities registered pursuant to Section 12(g) of the Exchange Act: None

Indicate by check mark if the Registrant is a well-known seasoned issuer, as defined in Rule 405 under the Securities Act. Yes No

Indicate by check mark if the Registrant is not required to file reports pursuant to Section 13 or 15(d) of the Exchange Act. Yes No

Indicate by check mark whether the Registrant (1) has filed all reports required to be filed by Section 13 or 15(d) of the Exchange Act during the preceding 12 months, and (2) has been subject to such filing requirements for the past 90 days. Yes No

Indicate by check mark whether the Registrant has submitted electronically and posted on its corporate Web site, if any, every Interactive Data File required to be submitted and posted pursuant to Rule 405 of Regulation S-T during the preceding 12 months (or for such shorter period that the Registrant was required to submit and post such files).

Yes No

Indicate by check mark if disclosure of delinquent filers pursuant to Item 405 of Regulation S-K is not contained herein, and will not be contained, to the best of Registrant's knowledge, in the definitive proxy statement incorporated by reference in Part III of this Form 10-K or any amendment to this Form 10-K.

Indicate by check mark whether the Registrant is a large accelerated filer, an accelerated filer, a non-accelerated filer, or a smaller reporting company. See the definitions of "large accelerated filer," "accelerated filer" and "smaller reporting company" in Rule 12b-2 under the Exchange Act. (Check one):

Large accelerated filer Accelerated filer Non-accelerated filer Smaller reporting company

Indicate by check mark whether the Registrant is a shell company as defined in Rule 12b-2 under the Exchange Act:

Yes No

Aggregate market value of the common equity held by non-affiliates computed by reference to the price at which the common equity was last sold as of the last business day of the Registrant's most recently completed second fiscal quarter (Common Stock): approximately \$76,782,000,000

Number of shares of common stock outstanding as of February 13, 2017: 1,103,352,450

Portions of the Registrant's Proxy Statement to be filed on or about March 20, 2017 have been incorporated by reference into Part III of this report.

Eli Lilly and Company
Form 10-K
For the Year Ended December 31, 2016
Table of Contents

	Page	
<u>Part I</u>		
<u>Item 1.</u>	<u>Business</u>	<u>4</u>
<u>Item 1A.</u>	<u>Risk Factors</u>	<u>17</u>
<u>Item 1B.</u>	<u>Unresolved Staff Comments</u>	<u>23</u>
<u>Item 2.</u>	<u>Properties</u>	<u>23</u>
<u>Item 3.</u>	<u>Legal Proceedings</u>	<u>23</u>
<u>Item 4.</u>	<u>Mine Safety Disclosures</u>	<u>25</u>
<u>Part II</u>		
<u>Item 5.</u>	<u>Market for the Registrant's Common Equity, Related Stockholder Matters, and Issuer Purchases of Equity Securities</u>	<u>26</u>
<u>Item 6.</u>	<u>Selected Financial Data</u>	<u>28</u>
<u>Item 7.</u>	<u>Management's Discussion and Analysis of Results of Operations and Financial Condition</u>	<u>29</u>
<u>Item 7A.</u>	<u>Quantitative and Qualitative Disclosures About Market Risk</u>	<u>50</u>
<u>Item 8.</u>	<u>Financial Statements and Supplementary Data</u>	<u>51</u>
<u>Item 9.</u>	<u>Changes in and Disagreements with Accountants on Accounting and Financial Disclosure</u>	<u>108</u>
<u>Item 9A.</u>	<u>Controls and Procedures</u>	<u>108</u>
<u>Item 9B.</u>	<u>Other Information</u>	<u>108</u>
<u>Part III</u>		
<u>Item 10.</u>	<u>Directors, Executive Officers, and Corporate Governance</u>	<u>109</u>
<u>Item 11.</u>	<u>Executive Compensation</u>	<u>109</u>
<u>Item 12.</u>	<u>Security Ownership of Certain Beneficial Owners and Management and Related Stockholder Matters</u>	<u>109</u>
<u>Item 13.</u>	<u>Certain Relationships and Related Transactions, and Director Independence</u>	<u>110</u>
<u>Item 14.</u>	<u>Principal Accountant Fees and Services</u>	<u>110</u>
<u>Item 15.</u>	<u>Exhibits and Financial Statement Schedules</u>	<u>110</u>
<u>Item 16.</u>	<u>Form 10-K Summary</u>	<u>111</u>

Forward-Looking Statements

This Annual Report on Form 10-K includes forward-looking statements within the meaning of Section 27A of the Securities Act of 1933 and Section 21E of the Securities Exchange Act of 1934 (Exchange Act). Forward-looking statements include all statements that do not relate solely to historical or current facts, and can generally be identified by the use of words such as “may,” “believe,” “will,” “expect,” “project,” “estimate,” “intend,” “anticipate,” “plan,” “continue,” or similar expressions.

In particular, information appearing under “Business,” “Risk Factors” and “Management’s Discussion and Analysis of Financial Condition and Results of Operations” includes forward-looking statements. Forward-looking statements inherently involve many risks and uncertainties that could cause actual results to differ materially from those projected in these statements. Where, in any forward-looking statement, we express an expectation or belief as to future results or events, it is based on management’s current plans and expectations, expressed in good faith and believed to have a reasonable basis. However, we can give no assurance that any such expectation or belief will result or will be achieved or accomplished. The following include some but not all of the factors that could cause actual results or events to differ materially from those anticipated:

- the timing of anticipated regulatory approvals and launches of new products;
- market uptake of recently launched products;
- competitive developments affecting current products;
- the expiration of intellectual property protection for certain of our products;
- our ability to protect and enforce patents and other intellectual property;
- the impact of actions of governmental and private payers affecting pricing of, reimbursement for, and access to pharmaceuticals;
- regulatory compliance problems or government investigations;
- regulatory actions regarding currently marketed products;
- unexpected safety or efficacy concerns associated with our products;
- issues with product supply stemming from manufacturing difficulties or disruptions;
- regulatory changes or other developments;
- changes in patent law or regulations related to data-package exclusivity;
- litigation involving past, current, or future products as we are largely self-insured;
- unauthorized disclosure or misappropriation of trade secrets or other confidential data stored in our information systems, networks, and facilities, or those of third parties with whom we share our data;
- changes in tax law;
- changes in foreign currency exchange rates, interest rates, and inflation;
- asset impairments and restructuring charges;
- changes in accounting standards promulgated by the Financial Accounting Standards Board and the Securities and Exchange Commission;
- acquisitions and business development transactions and related integration costs;
- information technology system inadequacies or operating failures;
- reliance on third-party relationships and outsourcing arrangements; and
- the impact of global macroeconomic conditions.

Investors should not place undue reliance on forward-looking statements. You should carefully read the factors described in the “Risk Factors” section of this Annual Report on Form 10-K for a description of certain risks that could, among other things, cause our actual results to differ from these forward-looking statements.

All forward-looking statements speak only as of the date of this report and are expressly qualified in their entirety by the cautionary statements included in this report. Except as is required by law, we expressly disclaim any obligation to publicly release any revisions to forward-looking statements to reflect events after the date of this report.

Part I

Item 1. Business

Eli Lilly and Company (the “company” or “registrant” or “Lilly”) was incorporated in 1901 in Indiana to succeed to the drug manufacturing business founded in Indianapolis, Indiana, in 1876 by Colonel Eli Lilly. We discover, develop, manufacture, and market products in two business segments—human pharmaceutical products and animal health products.

The mission of our human pharmaceutical business is to make medicines that help people live longer, healthier, more active lives. Our vision is to make a significant contribution to humanity by improving global health in the 21st century. Most of the products we sell today were discovered or developed by our own scientists, and our success depends to a great extent on our ability to continue to discover, develop, and bring to market innovative new medicines.

Our animal health business, operating through our Elanco division, develops, manufactures, and markets products for both food animals and companion animals. Elanco food animal products help the food industry produce an abundant supply of safe, nutritious and affordable food. Elanco companion animal products help pets live longer, healthier, happier lives.

We manufacture and distribute our products through facilities in the United States (U.S.), Puerto Rico, and 14 other countries. Our products are sold in approximately 125 countries.

Human Pharmaceutical Products

Our human pharmaceutical products include:

Endocrinology products, including:

- *Humalog*[®], *Humalog Mix 75/25*[®], and *Humalog Mix 50/50*[™], insulin analogs for the treatment of diabetes
- *Humulin*[®], human insulin of recombinant DNA origin for the treatment of diabetes
- *Trulicity*[®], for the treatment of type 2 diabetes (approved in the U.S. and Europe in 2014 and Japan in 2015)
- *Trajenta*[®], for the treatment of type 2 diabetes
- *Jentadueto*[®], a combination tablet of linagliptin (*Trajenta*) and metformin hydrochloride for use in the treatment of type 2 diabetes
- *Jardiance*[®], for the treatment of type 2 diabetes (approved in the U.S., Europe, and Japan in 2014, cardiovascular data included in the European label in 2016) and to reduce the risk of cardiovascular death in adult patients with type 2 diabetes and established cardiovascular disease (approved in the U.S. in 2016)
- *Glyxambi*[®], a combination tablet of linagliptin and empagliflozin (*Jardiance*) for the treatment of type 2 diabetes (approved in the U.S. in 2015 and Europe in 2016)
- *Synjardy*[®], a combination tablet of empagliflozin and metformin hydrochloride for the treatment of type 2 diabetes (approved in the U.S. and Europe in 2015), extended release formulation approved in the U.S. in 2016
- *Basaglar*[®] (insulin glargine injection), a long-acting human insulin analog for the treatment of diabetes (launched in the U.S. in 2016 and in Japan and Europe in 2015 under the trade name *Abasaglar*[™])
- *Forteo*[®], for the treatment of osteoporosis in postmenopausal women and men at high risk for fracture and for glucocorticoid-induced osteoporosis in men and postmenopausal women
- *Evista*[®], for the prevention and treatment of osteoporosis in postmenopausal women and for the reduction of the risk of invasive breast cancer in postmenopausal women with osteoporosis and postmenopausal women at high risk for invasive breast cancer

- *Humatrope*[®], for the treatment of human growth hormone deficiency and certain pediatric growth conditions
- *Axiron*[®], a topical solution of testosterone, applied by underarm applicator, for replacement therapy in men for certain conditions associated with a deficiency or absence of testosterone

Neuroscience products, including:

- *Cymbalta*[®], for the treatment of major depressive disorder, diabetic peripheral neuropathic pain, generalized anxiety disorder, fibromyalgia, and chronic musculoskeletal pain due to chronic low back pain or chronic pain due to osteoarthritis
- *Zyprexa*[®], for the treatment of schizophrenia, acute mixed or manic episodes associated with bipolar I disorder, and bipolar maintenance
- *Strattera*[®], for the treatment of attention-deficit hyperactivity disorder
- *Prozac*[®], for the treatment of major depressive disorder, obsessive-compulsive disorder, bulimia nervosa, and panic disorder
- *Amyvid*[®], a radioactive diagnostic agent for positron emission tomography (PET) imaging of beta-amyloid neuritic plaques in the brains of adult patients with cognitive impairment who are being evaluated for Alzheimer's disease and other causes of cognitive decline

Oncology products, including:

- *Alimta*[®], for the first-line treatment, in combination with another agent, of advanced non-small cell lung cancer (NSCLC) for patients with non-squamous cell histology; for the second-line treatment of advanced non-squamous NSCLC; as monotherapy for the maintenance treatment of advanced non-squamous NSCLC in patients whose disease has not progressed immediately following chemotherapy treatment; and in combination with another agent, for the treatment of malignant pleural mesothelioma
- *Eribitux*[®], indicated both as a single agent and with another chemotherapy agent for the treatment of certain types of colorectal cancers; and as a single agent, in combination with chemotherapy, or in combination with radiation therapy for the treatment of certain types of head and neck cancers
- *Cyramza*[®], for the treatment of various cancers, with approvals as follows:
 - approved in 2014 in the U.S. and the European Union (EU), and in Japan in 2015, both as a single agent and in combination with another agent as a second-line treatment of advanced or metastatic gastric cancer
 - approved in 2014 in the U.S., and in the EU in 2016, in combination with another agent as a second-line treatment of metastatic NSCLC
 - approved in 2015 in the U.S., and in the EU in 2016, as a second-line treatment of metastatic colorectal cancer
- *Gemzar*[®], for the treatment of pancreatic cancer; in combination with other agents, for the treatment of metastatic breast cancer, NSCLC, and advanced or recurrent ovarian cancer; and in the EU for the treatment of bladder cancer
- *Portrazza*[®], approved in 2015 in the U.S. for use in combination with other agents as a first-line treatment of metastatic squamous NSCLC, and approved in 2016 in the EU for use in combination with other agents as a first-line treatment for epidermal growth factor receptor expressing squamous NSCLC
- *Lartruvo*[™], approved in the U.S., and conditionally approved in the EU, in 2016 for use in combination with another agent for the treatment of soft tissue carcinoma

Immunology products, including:

- *Olumiant*[®], approved in the EU in 2017 for the treatment of adults with moderately-to-severely active rheumatoid arthritis (RA)
- *Taltz*[®], for the treatment of moderate-to-severe plaque psoriasis (approved the U.S. and EU in 2016) and psoriatic arthritis (approved in Japan in 2016)

Cardiovascular products, including:

- *Cialis*[®], for the treatment of erectile dysfunction and benign prostatic hyperplasia
- *Effient*[®], for the reduction of thrombotic cardiovascular events (including stent thrombosis) in patients with acute coronary syndrome who are managed with an artery-opening procedure known as percutaneous coronary intervention (PCI), including patients undergoing angioplasty, atherectomy, or stent placement

Animal Health Products

Our products for food animals include:

- *Rumensin*[®], a cattle feed additive that improves feed efficiency and growth and also controls and prevents coccidiosis
- *Coban*[®], *Maxiban*[®], and *Monteban*[®], anticoccidial agents for use in poultry
- *Posilac*[®], a protein supplement to improve milk productivity in dairy cows
- *Optaflexx*[®] and *Paylean*[®], leanness and performance enhancers for cattle and swine, respectively
- *Tylan*[®], an antibiotic used to control certain diseases in cattle, swine, and poultry
- *Denagard*[®], an antibiotic for the control and treatment of respiratory and enteric diseases in swine and poultry

Our products for companion animals include:

- *Trifexis*[®], a monthly chewable tablet for dogs that kills fleas, prevents flea infestations, prevents heartworm disease, and controls intestinal parasite infections
- *Comfortis*[®], a chewable tablet that kills fleas and prevents flea infestations on dogs

On January 3, 2017 we completed the acquisition of Boehringer Ingelheim Vetmedica, Inc.'s U.S. feline, canine, and rabies vaccines portfolio—as well as a fully integrated manufacturing and research and development site and several pipeline assets—in an all-cash transaction for approximately \$885 million, subject to final inventory quantities purchased and other adjustments. The acquisition diversifies Elanco's U.S. companion animal portfolio by adding vaccines for a range of common concerns such as bordetella, Lyme disease, rabies, and parvovirus. Acquired products include:

- *Duramune*[®] and *Duramune*[®] *Ultra*[™], vaccines to prevent a variety of infectious diseases in dogs, including canine distemper
- *Duramune Lyme*[®], a vaccine to prevent Lyme disease in dogs
- *Bronchi-Shield*[®], a vaccine to prevent certain bronchial infections in dogs
- *Fel-O-Vax*[®], *ULTRA*[™] *Fel-O-Vax*[®], and *Fel-O-Guard*[®], vaccines to prevent a variety of infectious diseases in cats, including feline leukemia
- *Rabvac*[®], a vaccine to prevent rabies in dogs, cats, and horses

Marketing

We sell most of our products worldwide. We adapt our marketing methods and product emphasis in various countries to meet local customer needs.

Human Pharmaceuticals—United States

In the U.S., we distribute human pharmaceutical products principally through independent wholesale distributors, with some sales directly to pharmacies. In 2016, 2015, and 2014, three wholesale distributors in the U.S.—McKesson Corporation, AmerisourceBergen Corporation, and Cardinal Health, Inc.—each accounted for between 8 percent and 17 percent of our consolidated total revenue. No other distributor accounted for more than 10 percent of consolidated total revenue in any of those years.

We promote our major human pharmaceutical products in the U.S. through sales representatives who call upon physicians and other health care professionals. We advertise in medical journals, distribute literature and samples of certain products to physicians, and exhibit at medical meetings. In addition, we advertise certain products directly to consumers in the U.S., and we maintain websites with information about our major products. We supplement our employee sales force with contract sales organizations as appropriate to leverage our own resources and the strengths of our partners in various markets.

We maintain special business groups to service wholesalers, pharmacy benefit managers, managed care organizations, government and long-term care institutions, hospitals, and certain retail pharmacies. We enter into arrangements with these organizations providing for discounts or rebates on our products.

Human Pharmaceuticals—Outside the United States

Outside the U.S, we promote our human pharmaceutical products primarily through sales representatives. While the products marketed vary from country to country, endocrinology products constitute the largest single group in consolidated revenue. Distribution patterns vary from country to country. In most countries in which we operate, we maintain our own sales organizations, but in some smaller countries we market our products through independent distributors.

Human Pharmaceutical Marketing Collaborations

Certain of our human pharmaceutical products are marketed in arrangements with other pharmaceutical companies, including the following:

- We and Boehringer Ingelheim have a diabetes alliance under which we jointly develop and commercialize Trajenta, Jentadueto, Jardiance, Glyxambi, Synjardy, and Basaglar in major markets.
- We co-promote Cymbalta in Japan with Shionogi & Co. Ltd.
- Through September 30, 2015, Erbitux was marketed in the U.S. and Canada by Bristol-Myers Squibb Company and E.R. Squibb (collectively, BMS). Effective October 1, 2015, BMS transferred to us all commercialization rights for Erbitux in those two countries. Outside the U.S. and Canada, Erbitux is commercialized by Merck KGaA, and we receive royalties from Merck KGaA.
- Effient is co-promoted with us by Daiichi Sankyo Co., Ltd. (Daiichi Sankyo) in the U.S., Brazil, Mexico, and certain other countries. Through the end of 2015, we also co-promoted Effient with Daiichi Sankyo in major European markets. Effective January 2016, Daiichi Sankyo has been exclusively promoting Effient in major European markets; however, the economic results for these countries will continue to be shared in the same proportion as under the previous arrangement. We retain sole marketing rights in Canada, Australia, Russia, and certain other countries. Daiichi Sankyo retains sole marketing rights in Japan and certain other countries.

For additional information, see Item 8, "Financial Statements and Supplementary Data—Note 4, Collaborations and Other Arrangements."

Animal Health Products

Our Elanco animal health business unit employs field salespeople throughout the U.S. and has an extensive sales force outside the U.S. Elanco sells its products primarily to wholesale distributors. Elanco promotes its products primarily to producers and veterinarians for food animal products and to veterinarians for companion animal products. Elanco also advertises certain companion animal products directly to pet owners in markets where it is consistent with allowable promotional practices.

Competition

Our human pharmaceutical products compete globally with products of many other companies in highly competitive markets. Our animal health products compete globally with products of animal health care companies as well as pharmaceutical, chemical, and other companies that operate animal health businesses.

Important competitive factors for both human pharmaceutical and animal health products include effectiveness, safety, and ease of use; price and demonstrated cost-effectiveness; marketing effectiveness; and research and development of new products, processes, and uses. Most new products that we introduce must compete with other branded or generic products already on the market or products that are later developed by competitors. If competitors introduce new products or delivery systems with therapeutic or cost advantages, our products can be subject to decreased sales, progressive price reductions, or both.

We believe our long-term competitive success depends upon discovering and developing (either alone or in collaboration with others) or acquiring innovative, cost-effective human pharmaceutical and animal health products that provide improved outcomes and deliver value to payers, and continuously improving the productivity of our operations in a highly competitive environment. There can be no assurance that our efforts will result in commercially successful products, and it is possible that our products will be or become uncompetitive from time to time as a result of products developed by our competitors.

Generic Pharmaceuticals

One of the biggest competitive challenges we face is from generic pharmaceuticals. In the U.S. and the EU, the regulatory approval process for human pharmaceuticals (other than biological products (biologics)) exempts generics from costly and time-consuming clinical trials to demonstrate their safety and efficacy, allowing generic manufacturers to rely on the safety and efficacy of the innovator product. Therefore, generic manufacturers generally invest far less than we do in research and development and can price their products much lower than our branded products. Accordingly, when a branded non-biologic human pharmaceutical loses its market exclusivity, it normally faces intense price competition from generic forms of the product. Public and private payers typically encourage the use of generics as alternatives to brand-name drugs in their healthcare programs. Laws in the U.S. generally allow, and in many cases require, pharmacists to substitute generic drugs that have been rated under government procedures to be essentially equivalent to a brand-name drug. Where substitution is mandatory, it must be made unless the prescribing physician expressly forbids it. In many countries outside the U.S., intellectual property protection is weak, and we must compete with generic or counterfeit versions of our products. Many of our animal health products also compete with generics.

Biosimilars

Several of our current products, including Cyramza, Erbitux, Trulicity, Portrazza, and Taltz, and many of the new molecular entities (NMEs) in our research pipeline are biologics. Competition for Lilly's biologics may be affected by the approval of follow-on biologics, also known as biosimilars. A biosimilar is a subsequent version of an approved innovator biologic that, due to its physical/structural similarity to the original product, is approved based on an abbreviated data package that relies in part on the full testing required of the originator product. Globally, governments have or are developing regulatory pathways to approve biosimilars as alternatives to innovator-developed biologics, but the patent for the existing, branded product must expire in a given market before biosimilars may enter that market. The extent to which a biosimilar, once approved, will be substituted for the innovator biologic in a way that is similar to traditional generic substitution for non-biologic products, is not yet entirely clear, and will depend on a number of regulatory and marketplace factors that are still developing.

Biosimilars may present both competitive challenges and opportunities. For example, with our partner Boehringer Ingelheim, we developed Basaglar, a new insulin glargine product which has the same amino acid sequence as the product currently marketed by a competitor. This product has launched as a follow-on biologic in the U.S., and as a biosimilar in the EU, and Japan.

U.S. Private Sector Payer Consolidation

In the U.S. private sector, consolidation and integration among healthcare providers is also a major factor in the competitive marketplace for human pharmaceuticals. Health plans and pharmaceutical benefit managers have been consolidating into fewer, larger entities, thus enhancing their purchasing strength and importance.

Payers typically maintain formularies which specify coverage (the conditions under which drugs are included on a plan's formulary) and reimbursement (the associated out-of-pocket cost to the consumer). Formulary placement can lead to reduced usage of a drug for the relevant patient population due to coverage restrictions, such as prior authorizations and formulary exclusions, or due to reimbursement limitations which result in higher consumer out-of-pocket cost, such as non-preferred co-pay tiers, increased co-insurance levels, and higher deductibles. Consequently, pharmaceutical companies compete for formulary placement not only on the basis of product attributes such as efficacy, safety profile, or patient ease of use, but also by providing rebates. Price is an increasingly important factor in formulary decisions, particularly in treatment areas in which the payer has taken the position that multiple branded products are therapeutically comparable. These downward pricing pressures could negatively affect our future consolidated results of operations.

Patents, Trademarks, and Other Intellectual Property Rights

Overview

Intellectual property protection is critical to our ability to successfully commercialize our life sciences innovations and invest in the search for new medicines. We own, have applied for, or are licensed under, a large number of patents in the U.S. and many other countries relating to products, product uses, formulations, and manufacturing processes. In addition, as discussed below, for some products we have additional effective intellectual property protection in the form of data protection under pharmaceutical regulatory laws.

The patent protection anticipated to be of most relevance to human pharmaceuticals is provided by national patents claiming the active ingredient (the compound patent), particularly those in major markets such as the U.S., various European countries, and Japan. These patents may be issued based upon the filing of international patent applications, usually filed under the Patent Cooperation Treaty (PCT). Patent applications covering the compounds are generally filed during the Discovery Research Phase of the drug discovery process, which is described in the "Research and Development" section below. In general, national patents in each relevant country are available for a period of 20 years from the filing date of the PCT application, which is often years prior to the launch of a commercial product. Further patent term adjustments and restorations may extend the original patent term:

- Patent term adjustment is a statutory right available to all U.S. patent applicants to provide relief in the event that a patent is delayed during examination by the United States Patent and Trademark Office (USPTO).
- Patent term restoration is a statutory right provided to U.S. patents that claim inventions subject to review by the U.S. Food and Drug Administration (FDA). A single patent for a human pharmaceutical product may be eligible for patent term restoration to make up for a portion of the time invested in clinical trials and the FDA review process. Patent term restoration is limited by a formula and cannot be calculated until product approval due to uncertainty about the duration of clinical trials and the time it takes the FDA to review an application. There is a five-year cap on any restoration, and no patent may be extended for more than 14 years beyond FDA approval. Some countries outside the U.S. also offer forms of patent term restoration. For example, Supplementary Protection Certificates are sometimes available to extend the life of a European patent up to an additional five years. Similarly, in Japan, Korea, and Australia, patent terms can be extended up to five years, depending on the length of regulatory review and other factors.

Loss of effective patent protection for human pharmaceuticals typically results in the loss of effective market exclusivity for the product, which often results in severe and rapid decline in revenues for the product. However, in some cases the innovator company may be protected from approval of generic or other follow-on versions of a new medicine beyond the expiration of the compound patent through manufacturing trade secrets, later-expiring patents on methods of use or formulations, or data protection that may be available under pharmaceutical regulatory laws. The primary forms of data protection are as follows:

- Regulatory authorities in major markets generally grant data package protection for a period of years following new drug approvals in recognition of the substantial investment required to complete clinical trials. Data package protection prohibits other manufacturers from submitting regulatory applications for marketing approval based on the innovator company's regulatory submission data for the drug. The base period of data package protection depends on the country. For example, the period is five years in the U.S. (12 years for new biologics as described below), 10 years in the EU, and eight years in Japan. The period begins on the date of product approval and runs concurrently with the patent term for any relevant patent.
- Under the Biologics Price Competition and Innovation Act of 2010, the FDA has the authority to approve biosimilars. A competitor seeking approval of a biosimilar must file an application to show its molecule is highly similar to an approved innovator biologic and include a certain amount of safety and efficacy data which the FDA will determine on a case-by-case basis. Under the data protection provisions of this law, the FDA cannot approve a biosimilar application until 12 years after initial marketing approval of the innovator biologic, subject to certain conditions.

- In the U.S., the FDA has the authority to grant additional data protection for approved drugs where the sponsor conducts specified testing in pediatric or adolescent populations within a specified time period. If granted, this "pediatric exclusivity" provides an additional six months of exclusivity, which is added to the term of data protection as well as to the term of any relevant patents, to the extent these protections have not already expired. While the term of the pediatric exclusivity attaches to the term of any relevant patent, pediatric exclusivity is a regulatory exclusivity, a bar to generic approval, not a patent right.
- Under the U.S. orphan drug law, a specific use of a drug or biologic can receive "orphan" designation if it is intended to treat a disease or condition affecting fewer than 200,000 people in the U.S., or affecting more than 200,000 people but not reasonably expected to recover its development and marketing costs through U.S. sales. Among other benefits, orphan designation entitles the particular use of the drug to seven years of market exclusivity, meaning that the FDA cannot (with limited exceptions) approve another marketing application for the same drug for the same indication until expiration of the seven-year period. Unlike pediatric exclusivity, the orphan exclusivity period is independent of and runs in parallel with any applicable patents.

Outside the major markets, the adequacy and effectiveness of intellectual property protection for human pharmaceuticals varies widely, and in a number of these markets we are unable to patent our products or to enforce the patents we receive for our products. Under the Trade-Related Aspects of Intellectual Property Agreement (TRIPs) administered by the World Trade Organization, more than 140 countries have agreed to provide non-discriminatory protection for most pharmaceutical inventions and to assure that adequate and effective rights are available to patent owners. Implementation of this agreement differs between developed and developing countries, with many developing countries limiting protection for biopharmaceutical products under their interpretation of "flexibilities" allowed under the agreement. Thus, certain types of patents, such as those on new uses of compounds or new forms of molecules, are not available in many developing countries. Further, many developing countries, and some developed countries, do not provide effective data package protection even though it is specified in TRIPs.

Certain of our Elanco animal health products are covered by patents or other forms of intellectual property protection. Historically, upon loss of effective market exclusivity for our animal health products, we have not generally experienced the rapid and severe declines in revenues that are common in the human pharmaceutical segment.

There is no assurance that the patents we are seeking will be granted or that the patents we hold will be found valid and enforceable if challenged. Moreover, patents relating to particular products, uses, formulations, or processes do not preclude other manufacturers from employing alternative processes or marketing alternative products or formulations that compete with our patented products. In addition, competitors or other third parties may assert claims that our activities infringe patents or other intellectual property rights held by them, or allege a third-party right of ownership in our existing intellectual property.

Our Intellectual Property Portfolio

We consider intellectual property protection for certain products, processes, uses, and formulations—particularly with respect to those products discussed below—to be important to our operations. For many of our products, in addition to the compound patent, we hold other patents on manufacturing processes, formulations, or uses that may extend exclusivity beyond the expiration of the compound patent.

The most relevant U.S. patent protection or data protection for our top-selling or recently launched patent-protected marketed products is as follows:

- Alimta is protected by a vitamin regimen patent (2021) plus pediatric exclusivity (2022).
- Cialis is protected by compound and use patents (November 2017).
- Cyramza is protected by biologics data package protection (2026).
- Effient is protected by a compound patent (April 2017) plus pediatric exclusivity (October 2017) and patents covering methods of using Effient with aspirin (2023), although the method patents were held unpatentable in an *inter partes* review and we are appealing those decisions (for further information see Item 8, "Financial Statements and Supplementary Data—Note 15, Contingencies").
- Forteo is protected by patents primarily covering its formulation and related processes (December 2018) and use patents (August 2019).

- Jardiance, and the related combination products Glyxambi and Synjardy, are protected by a compound patent (2025 not including possible patent extension).
- Lartruvo is protected by a compound patent (2027, not including possible patent extension) and by biologics data package protection (2028).
- Portrazza is protected by a compound patent (2025 not including possible patent extension), and by biologics data package protection (2027).
- Stratterra is protected by a patent covering its use in treating attention deficit-hyperactivity disorder (2016) plus pediatric exclusivity (May 2017).
- Taltz is protected by a compound patent (2026 not including possible patent extension) and by biologic data package protection (2028).
- Trajenta and Jentadueto are protected by a compound patent (2023), and Boehringer Ingelheim has applied for a patent extension to 2025 under the patent restoration laws.
- Trulicity is protected by a compound patent (2024 not including possible patent extension) and by biologics data package protection (2026).

Outside the U.S., important patent protection or data protection includes:

- Alimta in major European countries (vitamin regimen patent 2021) and Japan (patents covering use to treat cancer concomitantly with vitamins 2021)
- Cialis in major European countries (compound patent November 2017)
- Cymbalta in Japan (data package protection January 2018)
- Forteo in Japan (data package protection July 2018; patent covering its formulation and related process August 2019).
- Lartruvo in major European countries (compound patent and data package protection 2026, not including possible patent extension)
- Olumiant® in major European countries (compound patent 2029, not including possible patent extension)
- Taltz in major European countries (compound patent and data package protection 2026, not including possible patent extension)

Baricitinib (Olumiant), has been submitted for regulatory review in the U.S. and Japan and is protected by a compound patent in the U.S. and Japan until 2030 (not including possible patent extension) and 2029 (not including possible patent extension), respectively. Additional information about this molecule is provided in Item 7, "Management's Discussion and Analysis—Executive Overview—Late-Stage Pipeline."

Worldwide, we sell all of our major products under trademarks that we consider in the aggregate to be important to our operations. Trademark protection varies throughout the world, with protection continuing in some countries as long as the mark is used, and in other countries as long as it is registered. Registrations are normally for fixed but renewable terms.

Patent Licenses

Most of our major products are not subject to significant license agreements. The compound patent for Cialis is the subject of a license agreement with GlaxoSmithKline (Glaxo), which assigns to us exclusively all rights in the compound. The agreement calls for royalties of a single-digit percentage of net sales. The agreement is not subject to termination by Glaxo for any reason other than a material breach by Lilly of the royalty obligation, after a substantial cure period.

Patent Challenges

In the U.S., the Drug Price Competition and Patent Term Restoration Act of 1984, commonly known as the Hatch-Waxman Act, authorizes the FDA to approve generic versions of innovative human pharmaceuticals (other than biologics) without completion of safety and efficacy studies, i.e., a complete New Drug Application (NDA) by filing an Abbreviated New Drug Application (ANDA). In an ANDA, the generic manufacturer must demonstrate only "bioequivalence" between the generic version and the NDA-approved drug—not safety and efficacy. Establishing bioequivalence is generally straightforward and inexpensive for the generic company.

Absent a patent challenge, the FDA cannot approve an ANDA until after the innovator's patents expire. However, after the innovator has marketed its product for four years, a generic manufacturer may file an ANDA alleging that one or more of the patents listed in the innovator's NDA are invalid or not infringed. This allegation is commonly known as a "Paragraph IV certification." The innovator must then file suit against the generic manufacturer to protect its patents. The FDA is then prohibited from approving the generic company's application for a 30-month period (which can be shortened or extended by the trial court judge hearing the patent challenge). If one or more of the NDA-listed patents are challenged, the first filer(s) of a Paragraph IV certification may be entitled to a 180-day period of market exclusivity over all other generic manufacturers.

Generic manufacturers use Paragraph IV certifications extensively to challenge patents on innovative human pharmaceuticals. In addition, generic companies have shown willingness to launch "at risk," i.e., after receiving ANDA approval but before final resolution of their patent challenge. We are currently in litigation with numerous generic manufacturers in Hatch-Waxman litigation involving Forteo, Alimta, and Effient, among other products. For more information on Hatch-Waxman litigation involving the company, see Item 8, "Financial Statements and Supplementary Data—Note 15, Contingencies" and Item 3, "Legal Proceedings."

In addition, there is a procedure in U.S. patent law known as *inter partes* review (IPR), which allows any member of the public to file a petition with the USPTO seeking the review of any issued U.S. patent. IPRs are conducted before Administrative Patent Judges in the USPTO using a lower standard of proof than used in federal district court. In addition, the challenged patents are not accorded the presumption of validity as they are in Federal District Court. We are now seeing instances where generic drug companies and some investment funds are attempting to invalidate our patents by filing IPR challenges in the USPTO. For more information, see Item 8, "Financial Statements and Supplementary Data—Note 15, Contingencies."

Outside the U.S., the legal doctrines and processes by which pharmaceutical patents can be challenged vary widely. In recent years, we have experienced an increase in patent challenges from generic manufacturers in many countries outside the U.S., and we expect this trend to continue. For more information on administrative challenges and litigation involving our Alimta patents in Europe and Japan, see Item 8, "Financial Statements and Supplementary Data—Note 15, Contingencies."

Government Regulation of Our Operations

Our operations are regulated extensively by numerous national, state, and local agencies. The lengthy process of laboratory and clinical testing, data analysis, manufacturing development, and regulatory review necessary for governmental approvals is extremely costly and can significantly delay product introductions. Promotion, marketing, manufacturing, and distribution of human pharmaceutical and animal health products are extensively regulated in all major world markets. We conduct extensive post-marketing surveillance of the safety of the products we sell. In addition, our operations are subject to complex federal, state, local, and foreign laws and regulations concerning the environment, occupational health and safety, and privacy. Animal health product regulations address the administration of the product in or on the animal, and in the case of food animal products, the impact on humans who consume the food as well as the impact on the environment at the production site. Compliance with the laws and regulations affecting the manufacture and sale of current products and the discovery, development, and introduction of new products will continue to require substantial effort, expense, and capital investment.

Of particular importance is the FDA in the U.S. Pursuant to the Federal Food, Drug, and Cosmetic Act, the FDA has jurisdiction over all of our human pharmaceutical products and certain animal health products in the U.S. and administers requirements covering the testing, safety, effectiveness, manufacturing, quality control, distribution, labeling, marketing, advertising, dissemination of information, and post-marketing surveillance of those products. The U.S. Department of Agriculture and the U.S. Environmental Protection Agency also regulate some animal health products.

The FDA extensively regulates all aspects of manufacturing quality for human pharmaceuticals under its current Good Manufacturing Practices (cGMP) regulations. Outside the U.S., our products and operations are subject to similar regulatory requirements, notably by the European Medicines Agency in the EU and the Ministry of Health, Labor and Welfare in Japan. Specific regulatory requirements vary from country to country. We make substantial investments of capital and operating expenses to implement comprehensive, company-wide quality systems in our manufacturing, product development, and process development operations to ensure sustained compliance with cGMP and similar regulations. However, in the event we fail to adhere to these requirements in the future, we could be subject to interruptions in production, fines and penalties, and delays in new product approvals. Certain of our products are manufactured by third parties, and their failure to comply with these regulations could adversely affect us through failure to supply product to us or delays in new product approvals.

The marketing, promotional, and pricing practices of human pharmaceutical manufacturers, as well as the manner in which manufacturers interact with purchasers and prescribers, are subject to various other U.S. federal and state laws, including the federal anti-kickback statute and the False Claims Act and state laws governing kickbacks, false claims, unfair trade practices, and consumer protection. These laws are administered by, among others, the Department of Justice (DOJ), the Office of Inspector General of the Department of Health and Human Services, the Federal Trade Commission, the Office of Personnel Management, and state attorneys general. Over the past several years, the FDA, the DOJ, and many of these other agencies have increased their enforcement activities with respect to pharmaceutical companies and increased the inter-agency coordination of enforcement activities. Several claims brought by these agencies against Lilly and other companies under these and other laws have resulted in corporate criminal sanctions and very substantial civil settlements.

The U.S. Foreign Corrupt Practices Act of 1977 (FCPA) prohibits certain individuals and entities, including U.S. publicly traded companies, from promising, offering, or giving anything of value to foreign officials with the corrupt intent of influencing the foreign official for the purpose of helping the company obtain or retain business or gain any improper advantage. The FCPA also imposes specific recordkeeping and internal controls requirements on U.S. publicly traded companies. As noted above, outside the U.S., our business is heavily regulated and therefore involves significant interaction with foreign officials. Additionally, in many countries outside the U.S., the health care providers who prescribe human pharmaceuticals are employed by the government and the purchasers of human pharmaceuticals are government entities; therefore, our interactions with these prescribers and purchasers are subject to regulation under the FCPA.

In addition to the U.S. application and enforcement of the FCPA, the various jurisdictions in which we operate and supply our products have laws and regulations aimed at preventing and penalizing corrupt and anticompetitive behavior. In recent years, several jurisdictions, including China, Brazil, and the United Kingdom (U.K.), have enhanced their laws and regulations in this area, increased their enforcement activities, and/or increased the level of cross-border coordination and information sharing.

It is possible that we could become subject to additional administrative and legal proceedings and actions, which could include claims for civil penalties (including treble damages under the False Claims Act), criminal sanctions, and administrative remedies, including exclusion from U.S. federal and other health care programs. It is possible that an adverse outcome in future actions could have a material adverse impact on our consolidated results of operations, liquidity, and financial position.

Regulations and Private Payer Actions Affecting Human Pharmaceutical Pricing, Reimbursement, and Access

In the U.S., we are required to provide rebates to the federal government and respective state governments on their purchases of our human pharmaceuticals under state Medicaid and Medicaid Managed Care programs (minimum of 23.1 percent plus adjustments for price increases over time) and rebates to private payers who cover patients in certain types of health care facilities that serve low-income and uninsured patients (known as 340B facilities). No rebates are required at this time in the Medicare Part B (physician and hospital outpatient) program where reimbursement is set on an "average selling price plus 4.3 percent" formula. Drug manufacturers are required to provide a discount of 50 percent of the cost of branded prescription drugs for Medicare Part D participants who are in the "doughnut hole" (the coverage gap in Medicare prescription drug coverage). Additionally, an annual fee is imposed on pharmaceutical manufacturers and importers that sell branded prescription drugs to specified government programs.

Rebates are also negotiated in the private sector. We give rebates to private payers who provide prescription drug benefits to seniors covered by Medicare and to private payers who provide prescription drug benefits to their customers. These rebates are affected by the introduction of competitive products and generics in the same class.

In most international markets, we operate in an environment of government-mandated cost-containment programs, which may include price controls, international reference pricing (to other countries' prices), discounts and rebates, therapeutic reference pricing (to other, often generic, pharmaceutical choices), restrictions on physician prescription levels, and mandatory generic substitution.

Globally, public and private payers are increasingly restricting access to human pharmaceuticals based on assessments of comparative effectiveness and value, including through the establishment of formal health technology assessment processes. In addition, third party organizations, including professional associations, academic institutions, and non-profit entities associated with payers, are conducting and publishing comparative effectiveness and cost/benefit analyses on medicines, the impact of which are uncertain at this time.

We cannot predict the extent to which our business may be affected by these or other potential future legislative, regulatory, or payer developments. However, in general we expect that state, federal, and international legislative and regulatory developments could have further negative effects on pricing and reimbursement for our human pharmaceutical products.

Research and Development

Our commitment to research and development dates back more than 140 years. We invest heavily in research and development because we believe it is critical to our long-term competitiveness. At the end of 2016, we employed approximately 9,300 people in human pharmaceutical and animal health research and development activities, including a substantial number of physicians, scientists holding graduate or postgraduate degrees, and highly skilled technical personnel. Our research and development expenses were \$5.24 billion in 2016, \$4.80 billion in 2015, and \$4.73 billion in 2014.

Our internal human pharmaceutical research focuses primarily on the areas of cancer, diabetes, neurodegeneration, immunology, and pain. We have a strong biotechnology research program, with more than half of our clinical-stage pipeline currently consisting of biologics. In addition to discovering and developing NMEs, we seek to expand the value of existing products through new uses, formulations, and therapeutic approaches that provide additional value to patients.

To supplement our internal efforts, we collaborate with others, including academic institutions and research-based pharmaceutical and biotechnology companies. We use the services of physicians, hospitals, medical schools, and other research organizations worldwide to conduct clinical trials to establish the safety and effectiveness of our human pharmaceutical products. We actively invest in external research and technologies that hold the promise to complement and strengthen our own efforts. These investments can take many forms, including licensing arrangements, co-development and co-marketing agreements, co-promotion arrangements, joint ventures, and acquisitions.

Our Elanco animal health innovation strategy is focused on identifying and developing promising technologies and potential products from internal and external sources to meet unmet veterinary needs. Our animal health scientists also leverage discoveries from our human health laboratories to develop products to enhance the health and wellbeing of farm animals and pets.

Human pharmaceutical development is time-consuming, expensive, and risky. On average, only one out of many thousands of molecules discovered by researchers ultimately becomes an approved medicine. The process from discovery to regulatory approval can take over a decade. Drug candidates can fail at any stage of the process, and even late-stage drug candidates sometimes fail to receive regulatory approval or achieve commercial success. After approval and launch of a product, we expend considerable resources on post-marketing surveillance and additional clinical studies to collect data and understand the benefits and potential risks of medicines as they are used as therapeutics. The following describes in more detail the research and development process for human pharmaceutical products:

Phases of New Drug Development

- **Discovery Research Phase**

The earliest phase of new drug research and development, the discovery phase, can take many years. Scientists identify, design, and synthesize promising molecules, screening tens of thousands of molecules for their effect on biological targets that appear to play an important role in one or more diseases. Targets can be part of the body, such as a protein, receptor, or gene; or foreign, such as a virus or bacteria. Some targets have been proven to affect disease processes, but often the target is unproven and may later prove to be irrelevant to the disease or to yield insufficient clinical benefit. Molecules that have the desired effect on the target and meet other design criteria become candidate molecules and move to the next phase of development. The probability of any one candidate molecule becoming a commercial product is extremely low.

- **Early Development Phase**

The early development phase involves refining candidate molecules, understanding how to manufacture them efficiently, and completing initial testing for safety and efficacy. Safety testing is done first in laboratory tests and animals as necessary, to identify toxicity and other potential safety issues that would preclude use in humans. In general, the first human tests (often referred to as Phase I) are conducted in small groups of healthy volunteers or patients to assess safety and find the potential dosing range. After a safe dose has been established, the drug is typically administered to small populations of patients (Phase II) to look for

initial signs of efficacy in treating the targeted disease, or biomarkers of the disease, and to continue to assess safety. In parallel, scientists work to identify safe, effective, and economical manufacturing processes. Long-term animal studies continue to test for potential safety issues. Of the molecules that enter the early development phase, approximately 10 percent move on to the product phase. The early development phase can take several years to complete.

- **Product Phase**

Product phase (Phase III) molecules have already demonstrated safety and, typically, shown initial evidence of efficacy. As a result, these molecules generally have a higher likelihood of success. The molecules are tested in much larger patient populations to demonstrate efficacy to a predetermined level of statistical significance and to continue to develop the safety profile. These trials are generally global in nature and are designed to generate the data necessary to submit the molecule to regulatory agencies for marketing approval. The potential new drug is generally compared with existing competitive therapies, placebo, or both. The resulting data is compiled and may be submitted to regulatory agencies around the world. Phase III testing varies by disease state, but can often last from three to four years.

- **Submission Phase**

Once a molecule is submitted to regulatory agencies, the time to final marketing approval can vary from several months to several years, depending on variables such as the disease state, the strength and complexity of the data presented, the novelty of the target or compound, and the time required for the agency(ies) to evaluate the submission. There is no guarantee that a potential medicine will receive marketing approval, or that decisions on marketing approvals or indications will be consistent across geographic areas.

We believe our investments in research, both internally and in collaboration with others, have been rewarded by the large number of new molecules and new indications for existing molecules that we have in all stages of development. We currently have approximately 45 drug candidates across all stages of human testing and a larger number of projects in preclinical development. Among our new investigational molecules currently in the product phase of development or awaiting regulatory approval or launch are potential therapies for various cancers, Alzheimer's disease, pain, migraine, rheumatoid arthritis, psoriatic arthritis, and severe hypoglycemia. We are studying many other drug candidates in the earlier stages of development in our chosen priority areas. We are also developing new uses, formulations, or delivery methods for many of these molecules as well as several currently marketed products. See Item 7, "Management's Discussion and Analysis—Executive Overview—Late-Stage Pipeline," for more information on certain of our product candidates.

Raw Materials and Product Supply

Most of the principal materials we use in our manufacturing operations are available from more than one source. However, we obtain certain raw materials primarily from only one source. In the event one of these suppliers was unable to provide the materials or product, we generally seek to maintain sufficient inventory to supply the market until an alternative source of supply can be implemented. However, in the event of an extended failure of a supplier, it is possible that we could experience an interruption in supply until we established new sources or, in some cases, implemented alternative processes.

The majority of our revenue comes from products produced in our own facilities. Our principal active ingredient manufacturing occurs at sites we own in the U.S., Ireland, Puerto Rico, and the U.K. Finishing operations, including formulation, filling, assembling, delivery device manufacturing, and packaging, take place at a number of sites throughout the world. We utilize third parties for certain active ingredient manufacturing and finishing operations.

We manage our supply chain (including our own facilities, contracted arrangements, and inventory) in a way that should allow us to meet all expected product demand while maintaining flexibility to reallocate manufacturing capacity to improve efficiency and respond to changes in supply and demand. To maintain a stable supply of our products, we use a variety of techniques including comprehensive quality systems, inventory management, and back-up sites.

However, human pharmaceutical and animal health production processes are complex, highly regulated, and vary widely from product to product. Shifting or adding manufacturing capacity can be a very lengthy process requiring significant capital expenditures, process modifications, and regulatory approvals. Accordingly, if we were to experience extended plant shutdowns at one of our own facilities, extended failure of a contract supplier,

or extraordinary unplanned increases in demand, we could experience an interruption in supply of certain products or product shortages until production could be resumed or expanded.

Quality Assurance

Our success depends in great measure upon customer confidence in the quality of our products and in the integrity of the data that support their safety and effectiveness. Product quality arises from a total commitment to quality in all parts of our operations, including research and development, purchasing, facilities planning, manufacturing, distribution, and dissemination of information about our medicines.

Quality of production processes involves strict control of ingredients, equipment, facilities, manufacturing methods, packaging materials, and labeling. We perform tests at various stages of production processes and on the final product to assure that the product meets all regulatory requirements and Lilly internal standards. These tests may involve chemical and physical chemical analyses, microbiological testing, testing in animals, or a combination thereof. Additional assurance of quality is provided by corporate quality-assurance groups that audit and monitor all aspects of quality related to human pharmaceutical and animal health manufacturing procedures and systems in company operations and at third-party suppliers.

Executive Officers of the Company

The following table sets forth certain information regarding our executive officers. Except as otherwise noted, all executive officers have been employed by the company in management or executive positions during the last five years.

The term of office for each executive officer expires on the date of the annual meeting of the Board of Directors, to be held on May 1, 2017, or on the date his or her successor is chosen and qualified. No director or executive officer has a "family relationship" with any other director or executive officer of the company, as that term is defined for purposes of this disclosure requirement. There is no understanding between any executive officer and any other person pursuant to which the executive officer was selected.

Name	Age	Offices and Business Experience
David A. Ricks	49	President, Chief Executive Officer, and a Director (since January 2017)
Melissa S. Barnes	48	Senior Vice President, Enterprise Risk Management and Chief Ethics and Compliance Officer (since January 2013)
Enrique A. Conterno	50	Senior Vice President and President, Lilly Diabetes (since November 2009) and President, Lilly USA (since February 2017)
Maria A. Crowe	57	President, Manufacturing Operations (since January 2012)
Stephen F. Fry	51	Senior Vice President, Human Resources and Diversity (since February 2011)
Michael J. Harrington	54	Senior Vice President and General Counsel (since January 2013)
Jan M. Lundberg, Ph.D.	63	Executive Vice President, Science and Technology, and President, Lilly Research Laboratories (since January 2010)
Susan Mahony, Ph.D.	52	Senior Vice President and President, Lilly Oncology (since February 2011)
Barton R. Peterson	58	Senior Vice President, Corporate Affairs and Communications (since June 2009)
Derica W. Rice	52	Executive Vice President, Global Services (since January 2010) and Chief Financial Officer (since May 2006)
Jeffrey N. Simmons	49	Senior Vice President and President, Elanco Animal Health (since January 2008)
Fionnuala M. Walsh	57	Senior Vice President, Global Quality (since July 2007)
Alfonso Zulueta	54	Senior Vice President and President, Lilly International (since February 2017)

Employees

At the end of 2016, we employed approximately 41,975 people, including approximately 23,115 employees outside the U.S. A substantial number of our employees have long records of continuous service.

Financial Information Relating to Business Segments and Classes of Products

You can find financial information relating to our business segments and classes of products in Item 8, "Financial Statements and Supplementary Data—Note 18, Segment Information." That information is incorporated here by reference.

The relative contribution of any particular product to our consolidated revenue changes from year to year. This is due to several factors, including the introduction of new products by us and by other manufacturers and the introduction of generic pharmaceuticals upon patent expirations. Our product revenues are generally not seasonal.

Financial Information Relating to Foreign and Domestic Operations

You can find financial information relating to foreign and domestic operations in Item 8, "Financial Statements and Supplementary Data—Note 18, Segment Information." That information is incorporated here by reference. To date, our overall operations abroad have not been significantly deterred by local restrictions on the transfer of funds from branches and subsidiaries located abroad, including the availability of U.S. dollar exchange. We cannot predict what effect these restrictions or the other risks inherent in foreign operations, including possible nationalization, might have on our future operations or what other restrictions may be imposed in the future. In addition, changing currency values can either favorably or unfavorably affect our financial position, liquidity, and results of operations. We mitigate certain foreign exchange risks through various hedging techniques including the use of foreign currency contracts.

Information Available on Our Website

Our company website is <https://www.lilly.com>. None of the information accessible on or through our website is incorporated into this Form 10-K. We make available through the website, free of charge, our company filings with the Securities and Exchange Commission (SEC) as soon as reasonably practicable after we electronically file them with, or furnish them to, the SEC. These include our annual reports on Form 10-K, quarterly reports on Form 10-Q, current reports on Form 8-K, proxy statements, registration statements, and any amendments to those documents. The company website link to our SEC filings is <https://investor.lilly.com/sec.cfm>.

In addition, the Corporate Governance portion of our website includes our corporate governance guidelines, board and committee information (including committee charters), and our articles of incorporation and by-laws. The link to our corporate governance information is <https://www.lilly.com/about/corporate-governance/Pages/corporate-governance.aspx>.

We will provide paper copies of our SEC filings free of charge upon request to the company's secretary at the address listed on the front of this Form 10-K.

Item 1A. Risk Factors

In addition to the other information contained in this Form 10-K, the following risk factors should be considered carefully in evaluating our company. It is possible that our business, financial condition, liquidity, or results of operations could be materially adversely affected by any of these risks. Certain of these risks could also adversely affect the company's reputation.

- **Pharmaceutical research and development is very costly and highly uncertain; we may not succeed in developing or acquiring commercially successful products sufficient in number or value to replace revenues of products that have lost or will soon lose intellectual property protection.**

There are many difficulties and uncertainties inherent in human pharmaceutical research and development and the introduction of new products. There is a high rate of failure inherent in new drug discovery and development. To bring a drug from the discovery phase to market can take over a decade and often costs in excess of \$2 billion (DiMasi JA, Grabowski HG, Hansen RA. *Innovation in the pharmaceutical industry: new estimates of R&D costs*, *Journal of Health Economics* 2016;47:20-33.). Failure can occur at any point in the process, including in later stages after substantial investment. As a result, most funds invested in research programs will not generate financial returns. New product candidates that appear promising in development may fail to reach the market or may have only limited commercial success because of efficacy or safety concerns, inability to obtain necessary regulatory approvals or payer reimbursement or coverage, limited scope of approved uses, difficulty or excessive costs to manufacture, or infringement of the patents or intellectual property rights of others. Regulatory

agencies are establishing increasingly high hurdles for the efficacy and safety of new products; delays and uncertainties in drug approval processes can result in delays in product launches and lost market opportunity. In addition, it can be very difficult to predict revenue growth rates of new products.

We cannot state with certainty when or whether our products now under development will be approved or launched; whether, if initially granted, such approval will be maintained; whether we will be able to develop, license, or otherwise acquire additional product candidates or products; or whether our products, once launched, will be commercially successful. We must maintain a continuous flow of successful new products and successful new indications or brand extensions for existing products sufficient both to cover our substantial research and development costs and to replace revenues that are lost as profitable products lose intellectual property exclusivity or are displaced by competing products or therapies. Failure to do so in the short-term or long-term would have a material adverse effect on our business, results of operations, cash flows, financial position, and prospects. See Item 7, "Management's Discussion and Analysis—Executive Overview—Late-Stage Pipeline," for more details.

- **We depend on products with intellectual property protection for most of our revenues, cash flows, and earnings; we have lost or will lose effective intellectual property protection for many of those products in the next several years, which has resulted and is likely to continue to result in rapid and severe declines in revenues.**

A number of our top-selling human pharmaceutical products have recently lost, or will lose in the next several years, significant patent protection and/or data protection in the U.S. as well as key countries outside the U.S., as illustrated in the tables below:

Product	U.S. Revenues (2016) (\$ in millions)	Percent of Worldwide Revenues (2016)	Patent / Data Protection - U.S.
Cialis	\$ 1,469.5	7%	Compound and use patents November 2017
Alimta	1,101.0	5%	Vitamin regimen patent plus pediatric exclusivity 2022
Forteo	770.5	4%	Formulation and related process patents December 2018; use patents August 2019
Strattera	534.9	3%	Use patent plus pediatric exclusivity May 2017
Effient	465.6	2%	Compound patent plus pediatric exclusivity October 2017; use patents 2023

Product	Revenues Outside U.S. (2016) (\$ in millions)	Percent of Worldwide Revenues (2016)	Patent / Data Protection - Major Europe / Japan
Alimta	\$ 1,182.3	6%	Major European countries: vitamin regimen patent 2021 Japan: use patents to treat cancer concomitantly with vitamins 2021
Cialis	1,002.1	5%	Major European countries: compound patent November 2017
Forteo	729.4	3%	Japan: data package protection July 2018; formulation and related process patent August 2019
Cymbalta	661.2	3%	Japan: data package protection January 2018
Zyprexa	655.5	3%	No remaining patent protection

Certain other significant products no longer have effective exclusivity through patent protection or data protection. For non-biologic products, loss of exclusivity (whether by expiration or as a consequence of litigation) typically results in the entry of one or more generic competitors, leading to a rapid and severe decline in revenues, especially in the U.S. Historically, outside the U.S. the market penetration of generics following loss of exclusivity has not been as rapid or pervasive as in the U.S.; however, generic market penetration is increasing in many markets outside the U.S., including Japan, Europe, and many countries in the emerging markets. For biologic (such as Humalog, Humulin, Erbitux, Cyramza, Trulicity, and Taltz), loss of exclusivity may or may not result in the near-term entry of competitor versions (i.e., biosimilars) due to development timelines, manufacturing challenges, and/or uncertainties in the regulatory pathways for approval of the competitor versions. See Item 7, "Management's Discussion and

Analysis—Executive Overview—Other Matters,” and Item 1, “Business—Patents, Trademarks, and Other Intellectual Property Rights,” for more details.

- **Our long-term success depends on intellectual property protection; if our intellectual property rights are invalidated, circumvented, or weakened, our business will be adversely affected.**

Our long-term success depends on our ability to continually discover, develop, and commercialize innovative new pharmaceutical products. Without strong intellectual property protection, we would be unable to generate the returns necessary to support the enormous investments in research and development and capital as well as other expenditures required to bring new drugs to the market.

Intellectual property protection varies throughout the world and is subject to change over time. In the U.S., the Hatch-Waxman Act provides generic companies powerful incentives to seek to invalidate our human pharmaceutical patents; as a result, we expect that our U.S. patents on major pharmaceutical products will continue to be routinely challenged in litigation and administrative proceedings, and may not be upheld. In addition, a new IPR process allows competitors to request review of issued patents by the USPTO without the protections of the Hatch-Waxman Act. As a result, our patents may be invalidated via this review process. Although such a decision can be appealed to the courts, in certain circumstances a loss in such a proceeding could result in a competitor entering the market, while a win provides no precedential value – the same patent can still be challenged by other competitors. We face many generic manufacturer challenges to our patents outside the U.S. as well. The entry of generic competitors typically results in rapid and severe declines in revenues. In addition, competitors or other third parties may claim that our activities infringe patents or other intellectual property rights held by them. If successful, such claims could result in our being unable to market a product in a particular territory or being required to pay damages for past infringement or royalties on future sales. See Item 1, “Business—Patents, Trademarks, and Other Intellectual Property Rights,” Item 3, “Legal Proceedings,” and Item 8, “Financial Statements and Supplementary Data—Note 15, Contingencies,” for more details.

- **Our human pharmaceutical business is subject to increasing government price controls and other public and private restrictions on pricing, reimbursement, and access for our drugs, which could have a material adverse effect on our business.**

Public and private payers are taking increasingly aggressive steps to control their expenditures for human pharmaceuticals by placing restrictions on pricing and reimbursement for, and patient access to, our medications. These pressures could negatively affect our future revenues and net income.

We expect pricing, reimbursement, and access pressures from both governments and private payers inside and outside the U.S. to become more severe. For more details, see Item 1, “Business—Regulations and Private Payer Actions Affecting Human Pharmaceutical Pricing, Reimbursement, and Access,” and Item 7, “Management’s Discussion and Analysis—Executive Overview—Other Matters.”

- **We face intense competition from multinational pharmaceutical companies, biotechnology companies, and lower-cost generic and biosimilar manufacturers, and such competition could have a material adverse effect on our business.**

We compete with a large number of multinational pharmaceutical companies, biotechnology companies, and generic pharmaceutical companies. To compete successfully, we must continue to deliver to the market innovative, cost-effective products that meet important medical needs. Our product revenues can be adversely affected by the introduction by competitors of branded products that are perceived as superior by the marketplace, by generic or biosimilar versions of our branded products, and by generic or biosimilar versions of other products in the same therapeutic class as our branded products. Our revenues can also be adversely affected by treatment innovations that eliminate or minimize the need for treatment with our drugs. See Item 1, “Business—Competition,” for more details.

- **Changes in foreign currency rates or devaluation of a foreign currency can materially affect our revenue, cost of sales, and operating expenses.**

As a global company with substantial operations outside the U.S., we face foreign currency risk exposure from fluctuating currency exchange rates. While we manage a portion of these exposures through hedging and other risk management techniques, significant fluctuations in currency rates can have a material impact, either positive or negative, on our revenue, cost of sales, and operating expenses. In the event of an extreme devaluation of local currency, the price of our products could become unsustainable in the relevant market. See Item 7, “Management’s Discussion and Analysis—Financial Condition” for more details.

- **Unanticipated changes in our tax rates or exposure to additional tax liabilities could increase our income taxes and decrease our net income.**

We are subject to income taxes in the U.S. and numerous foreign jurisdictions. Changes in the relevant tax laws, regulations, administrative practices, principles, and interpretations could adversely affect our future effective tax rates. The U.S. and a number of other countries are actively considering or enacting changes in this regard. Changes to key elements of the U.S. or international tax framework could have a material adverse effect on our consolidated operating results and cash flows. See Item 7, "Management's Discussion and Analysis—Executive Overview—Other Matters" and Item 8, "Financial Statements and Supplementary Data—Note 13, Income Taxes," for more details.

- **Failure, inadequacy, or breach of our information technology systems, infrastructure, and business information could result in material harm to our business and reputation.**

A great deal of confidential information owned by both us and our alliances is stored in our information systems, networks, and facilities or those of third parties. This includes valuable trade secrets and intellectual property, corporate strategic plans, marketing plans, customer information, and personally identifiable information, such as employee and patient information (collectively, "confidential information"). We also rely to a large extent on the efficient and uninterrupted operation of complex information technology systems and infrastructure (together "IT systems"), some of which are within the company's control and some of which are within the control of third parties, to accumulate, process, store, and transmit large amounts of confidential information and other data. Maintaining the confidentiality, integrity and availability of our IT systems and confidential information is vital to our business.

IT systems are potentially vulnerable to system inadequacies, operating failures, service interruptions or failures, security breaches, malicious intrusions, or cyber-attacks from a variety of sources. Cyber-attacks are growing in their frequency, sophistication, and intensity, and are becoming increasingly difficult to detect, mitigate, or prevent. Cyber-attacks come in many forms, including the deployment of harmful malware, denial-of-service attacks, the use of social engineering, and other means to compromise the confidentiality, integrity and availability of our IT systems, confidential information, and other data. Breaches resulting in the loss, theft, destruction, or unauthorized disclosure or use of confidential information can occur in a variety of ways, including but not limited to, negligent or wrongful conduct by employees or others with permitted access to our systems and information, or wrongful conduct by hackers, competitors, certain governments, or other current or former company personnel. Our third party partners face similar risks.

The failure or inadequacy of our IT systems or the loss, theft, destruction, or unauthorized disclosure or use of confidential information could impair our ability to secure and maintain intellectual property rights, damage our operations, customer relationships, and reputation, and cause us to lose trade secrets or other competitive advantages. Unauthorized disclosure of personally identifiable information could expose us to sanctions for violations of data privacy laws and regulations and could damage public trust in our company.

To date, system inadequacies, operating failures, service interruptions or failures, security breaches, malicious intrusions, cyber-attacks, and the loss, theft, destruction, or unauthorized disclosure or use of confidential information have not had a material impact on our consolidated results of operations. We have implemented measures to prevent, respond to, and minimize these risks. However, these measures may not be successful. If they are not successful, any of these events could result in material financial, legal, business, or reputational harm to our business and reputation.

- **Significant economic downturns could adversely affect our business and operating results.**

While human pharmaceuticals and companion animal health products have not generally been sensitive to overall economic cycles, prolonged economic slowdowns could lead to decreased utilization of our products, affecting our sales volume. Our food animal business may be affected by depressed prices for our customers' end products. Declining tax revenues attributable to economic downturns increase the pressure on governments to reduce human health care spending, leading to increasing government efforts to control drug prices and utilization. Additionally, some customers, including governments or other entities reliant upon government funding, may be unable to pay in a timely manner for our products. Also, if our customers, suppliers, or collaboration partners experience financial difficulties, we could experience slower customer collections, greater bad debt expense, and performance defaults by suppliers or collaboration partners. Similarly, in the event of a significant economic downturn, we could have difficulty accessing credit markets.

- **Pharmaceutical products can develop unexpected safety or efficacy concerns, which could have a material adverse effect on revenues and income.**

Human pharmaceutical products receive regulatory approval based on data obtained in controlled clinical trials of limited duration. After approval, the products are used for longer periods of time by much larger numbers of patients; we and others (including regulatory agencies and private payers) collect extensive information on the efficacy and safety of our marketed products by continuously monitoring the use of our products in the marketplace. In addition, we or others may conduct post-marketing clinical studies on efficacy and safety of our marketed products. New safety or efficacy data from both market surveillance and post-marketing clinical studies may result in product label changes that could reduce the product's market acceptance and result in declining sales. Serious safety or efficacy issues that arise after product approval could result in voluntary or mandatory product recalls or withdrawals from the market. Safety issues could also result in costly product liability claims.

- **We face many product liability claims and are self-insured; we could face large numbers of claims in the future, which could adversely affect our business.**

We are subject to a substantial number of product liability claims involving Actos[®], Axiron, Byetta[®], Cialis, Cymbalta, and Prozac among other products. See Item 8, "Financial Statements and Supplementary Data—Note 15, Contingencies," and Item 3, "Legal Proceedings," for more information on our current product liability litigation. Because of the nature of pharmaceutical products, we could become subject to large numbers of product liability claims for these or other products in the future, which could require substantial expenditures to resolve and, if involving marketed products, could adversely affect sales of the product. Due to a very restrictive market for product liability insurance, we are self-insured for product liability losses for all our currently marketed products.

- **Regulatory compliance problems could be damaging to the company.**

The marketing, promotional, and pricing practices of human pharmaceutical manufacturers, as well as the manner in which manufacturers interact with purchasers, prescribers, and patients, are subject to extensive regulation. Many companies, including us, have been subject to claims related to these practices asserted by federal, state, and foreign governmental authorities, private payers, and consumers. These claims have resulted in substantial expense and other significant consequences to us. It is possible that we could become subject to such investigations and that the outcome could include criminal charges and fines, penalties, or other monetary or non-monetary remedies, including exclusion from U.S. federal and other health care programs. In addition, regulatory issues concerning compliance with cGMP regulations (and comparable foreign regulations) for pharmaceutical products can lead to product recalls and seizures, fines and penalties, interruption of production leading to product shortages, and delays in the approvals of new products pending resolution of the issues. See Item 1, "Business—Government Regulation of Our Operations," for more details.

- **Manufacturing difficulties or disruptions could lead to product supply problems.**

Pharmaceutical and animal health manufacturing is complex and highly regulated. Manufacturing difficulties at our facilities or contracted facilities, or the failure or refusal of a contract manufacturer to supply contracted quantities, could result in product shortages, leading to lost revenue. Such difficulties or disruptions could result from quality or regulatory compliance problems, natural disasters, mechanical or information technology system failures, or inability to obtain sole-source raw or intermediate materials. In addition, given the difficulties in predicting sales of new products and the very long lead times necessary for the expansion and regulatory qualification of pharmaceutical manufacturing capacity, it is possible that we could have difficulty meeting demand for new products. See Item 1, “Business—Raw Materials and Product Supply,” for more details.

- **Reliance on third-party relationships and outsourcing arrangements could adversely affect our business.**

We utilize third parties, including suppliers, distributors, alliances with other pharmaceutical and biotechnology companies, and third-party service providers, for selected aspects of product development, manufacture, commercialization, support for information technology systems, product distribution, and certain financial transactional processes. For example, we outsource the day-to-day management and oversight of our clinical trials to contract research organizations. Outsourcing these functions involves the risk that the third parties may not perform to our standards or legal requirements, may not produce reliable results, may not perform in a timely manner, may not maintain the confidentiality of our proprietary information, or may fail to perform at all. Failure of these third parties to meet their contractual, regulatory, confidentiality, or other obligations to us could have a material adverse effect on our business.

- **Our animal health segment faces risks related to increased generic competition, food and animal safety concerns, factors affecting global agricultural markets, and other risks.**

The animal health operating segment may be impacted by, among other things, increased sales of companion animal products by non-veterinarian retail outlets; emerging restrictions and bans on the use of antibacterials in food-producing animals; perceived adverse effects on human health linked to the consumption of food derived from animals that utilize our products; increased regulation or decreased governmental support relating to the raising, processing, or consumption of food-producing animals; an outbreak of infectious disease carried by animals; adverse weather conditions and the availability of natural resources; adverse global economic conditions affecting agricultural markets; and failure of our research and development, acquisition, and licensing efforts to generate new products. The failure to manage these risks could have a material adverse effect on our revenues and income.

Item 1B. Unresolved Staff Comments

None.

Item 2. Properties

Our principal domestic and international executive offices are located in Indianapolis. At December 31, 2016, we owned 13 production and distribution sites in the U.S. and Puerto Rico. Together with the corporate administrative offices, these facilities contain an aggregate of approximately 10.5 million square feet of floor area dedicated to production, distribution, and administration. Major production sites include Indianapolis and Clinton, Indiana; Carolina, Puerto Rico; and Branchburg, New Jersey.

We own production and distribution sites in 14 countries outside the U.S. and Puerto Rico, containing an aggregate of approximately 5.2 million square feet of floor area. Major production sites include facilities in France, Ireland, the U.K., Spain, China, and Italy.

In the U.S., our research and development facilities contain an aggregate of approximately 4.2 million square feet of floor area, primarily consisting of owned facilities located in Indianapolis. We also lease smaller sites in San Diego, California and New York City, New York. Outside the U.S., we own smaller research and development facilities in the U.K., Australia, Spain, and lease smaller sites in China.

We believe that none of our properties is subject to any encumbrance, easement, or other restriction that would detract materially from its value or impair its use in the operation of the business. The buildings we own are of varying ages and in good condition.

Item 3. Legal Proceedings

We are a party to various currently pending legal actions, government investigations, and environmental proceedings, and we anticipate that such actions could be brought against us in the future. The most significant of these matters are described below or, as noted, in Item 8, "Financial Statements and Supplementary Data—Note 15, Contingencies." While it is not possible to determine the outcome of the legal actions, investigations, and proceedings brought against us, we believe that, except as otherwise specifically noted in Item 8, "Financial Statements and Supplementary Data—Note 15, Contingencies," the resolution of all such matters will not have a material adverse effect on our consolidated financial position or liquidity, but could be material to our consolidated results of operations in any one accounting period.

Legal Proceedings Described in Note 15 to the Consolidated Financial Statements

See Item 8, "Financial Statements and Supplementary Data—Note 15, Contingencies," for information on various legal proceedings, including but not limited to:

- The patent litigation and administrative proceedings involving Alimta and Effient
- The product liability litigation involving Actos and Cymbalta
- The employee litigation in Brazil.

That information is incorporated into this Item by reference.

Other Product Liability Litigation

We are named as a defendant in approximately 515 Byetta product liability lawsuits in the U.S. involving approximately 865 plaintiffs. Approximately 85 of these lawsuits, covering about 430 plaintiffs, are filed in California state court and coordinated in a Los Angeles Superior Court. Approximately 430 lawsuits, covering about 430 plaintiffs, are filed in federal court, the majority of which are coordinated in a multidistrict litigation (MDL) in the U.S. District Court for the Southern District of California. The remaining approximately five lawsuits, representing about five plaintiffs, are in various state courts. Approximately 480 of the lawsuits, involving approximately 715 plaintiffs, contain allegations that Byetta caused or contributed to the plaintiffs' cancer (primarily pancreatic cancer or thyroid cancer); most others allege Byetta caused or contributed to pancreatitis. The federal and state trial courts granted summary judgment in favor of us and co-defendants on the claims alleging pancreatic cancer; those rulings are being appealed by the plaintiffs. We are aware of approximately 20 additional claimants who have not yet filed suit. These additional claims allege damages for pancreatic cancer or thyroid cancer. We believe these lawsuits and claims are without merit and are prepared to defend against them vigorously.

We are aware of approximately 100 U.S. lawsuits related to allegations that the antidepressant Prozac caused or contributed to birth defects in the children of women who ingested the drug during pregnancy. These claims have not yet been filed. We believe these claims are without merit and are prepared to defend against them vigorously.

We are named as a defendant in approximately 520 Axiron product liability lawsuits in the U.S. involving approximately 520 plaintiffs. In about one-third of the cases, other manufacturers of testosterone are named as co-defendants. Nearly all of these lawsuits have been consolidated in a federal MDL in the U.S. District Court for the Northern District of Illinois. A small number of lawsuits have been filed in state courts. The cases generally allege cardiovascular and related injuries. Medical Mutual of Ohio has filed a class action complaint against multiple manufacturers of testosterone products in the Northern District of Illinois, on behalf of third party payers who paid for those products. The complainant is seeking damages under various state consumer protection laws and the federal Racketeer Influenced and Corrupt Organizations Act. We believe these lawsuits and claims are without merit and are prepared to defend against them vigorously.

We are named as a defendant in approximately 43 Cialis product liability lawsuits in the U.S. These cases, originally filed in various federal courts, contain allegations that Cialis caused or contributed to the plaintiffs' cancer (melanoma). In December 2016, the Judicial Panel on Multidistrict Litigation (JPML) granted the plaintiffs' petition to have the filed cases and an unspecified number of future cases coordinated into a federal MDL in the U.S. District Court for the Northern District of California, alongside an existing coordinated proceeding involving Viagra®. The JPML ordered the transfer of the existing cases to the now-renamed MDL *In re: Viagra (Sildenafil Citrate) and Cialis (Tadalafil) Products Liability Litigation*. We believe these lawsuits and claims are without merit and are prepared to defend against them vigorously.

Other Patent Litigation

We are engaged in U.S. patent litigation involving Forteo brought pursuant to procedures set out in the Drug Price Competition and Patent Term Restoration Act of 1984. Teva Pharmaceuticals USA, Inc. has filed an ANDA with the FDA seeking approval to market a generic version of Forteo and has filed a notice alleging that a number of our patents covering various formulations and methods of use for Forteo are invalid and/or not infringed. In March 2016, we filed a patent infringement suit against Teva Pharmaceuticals USA, Inc. and Teva Pharmaceutical Industries Ltd. asserting six different patents with expiration dates ranging from December 2018 to August 2019.

Boehringer Ingelheim, our partner in marketing and development of Trajenta, is engaged in various U.S. patent litigation matters involving Trajenta/Jentadueto in accordance with the procedures set out in the Drug Price Competition and Patent Term Restoration Act of 1984. Eleven groups of companies submitted ANDAs seeking approval to market generic versions of Trajenta prior to the expiration of Trajenta/Jentadueto patents, alleging certain patents, including in some allegations the compound patent, are invalid or would not be infringed.

In Canada, several generic companies previously challenged the validity of our Zyprexa patent. In September 2012, the Canadian Court of Appeals affirmed the lower court's decision that the patent was invalid for lack of utility. In 2013, our petition for leave to appeal the decision to the Supreme Court of Canada was denied. Two

of the generic companies, Apotex Inc. (Apotex) and Teva Canada Limited (Teva), pursued claims for damages arising from our enforcement of the patent under Canadian regulations. In April 2014, the Supreme Court of Canada dismissed Apotex's damages suit. Teva's claim for damages remains, and a separate trial to determine the total amount of damages that may be awarded to Teva concluded in May 2016. In January 2017, the court issued a ruling that Teva is entitled to damages. We intend to appeal this decision.

Other Matters

We have received a civil investigative demand from the U.S. Attorney's Office for the Southern District of New York requesting documents and information relating to our contracts with, services performed by and payments to, pharmacy benefit managers. We are cooperating with this investigation.

The China National Development and Reform Commission is investigating our distributor pricing practices in China in connection with a broader inquiry into pharmaceutical industry pricing. We are cooperating with this investigation.

We, along with Sanofi and Novo Nordisk, are named as defendants in two lawsuits seeking class action status in the U.S. District Court of New Jersey relating to insulin pricing. The complainants are seeking damages under various state consumer protection laws, the federal Racketeer Influenced and Corrupt Organization Act, and the Sherman Act. We believe this lawsuit and these claims are without merit and are prepared to defend against them vigorously.

Under the Comprehensive Environmental Response, Compensation, and Liability Act, commonly known as "Superfund," we have been designated as one of several potentially responsible parties with respect to the cleanup of fewer than 10 sites. Under Superfund, each responsible party may be jointly and severally liable for the entire amount of the cleanup.

We are also a defendant in other litigation and investigations, including product liability, patent, employment, and premises liability litigation, of a character we regard as normal to our business.

Item 4. Mine Safety Disclosures

Not applicable.

Part II

Item 5. Market for the Registrant's Common Equity, Related Stockholder Matters, and Issuer Purchases of Equity Securities

You can find information relating to the principal market for our common stock and related stockholder matters at Item 6, "Selected Financial Data (unaudited)" and Item 8, "Financial Statements and Supplementary Data—Note 19, Selected Quarterly Data (unaudited)." That information is incorporated here by reference.

The following table summarizes the activity related to repurchases of our equity securities during the fourth quarter ended December 31, 2016:

Period	Total Number of Shares Purchased (in thousands)	Average Price Paid per Share	Total Number of Shares Purchased as Part of Publicly Announced Plans or Programs (in thousands)	Approximate Dollar Value of Shares that May Yet Be Purchased Under the Plans or Programs (dollars in millions)
October 2016	—	\$ —	—	\$ 2,650.4
November 2016	—	—	—	2,650.4
December 2016	3,273.8	73.31	3,273.8	2,410.4
Total	<u>3,273.8</u>	73.31	<u>3,273.8</u>	

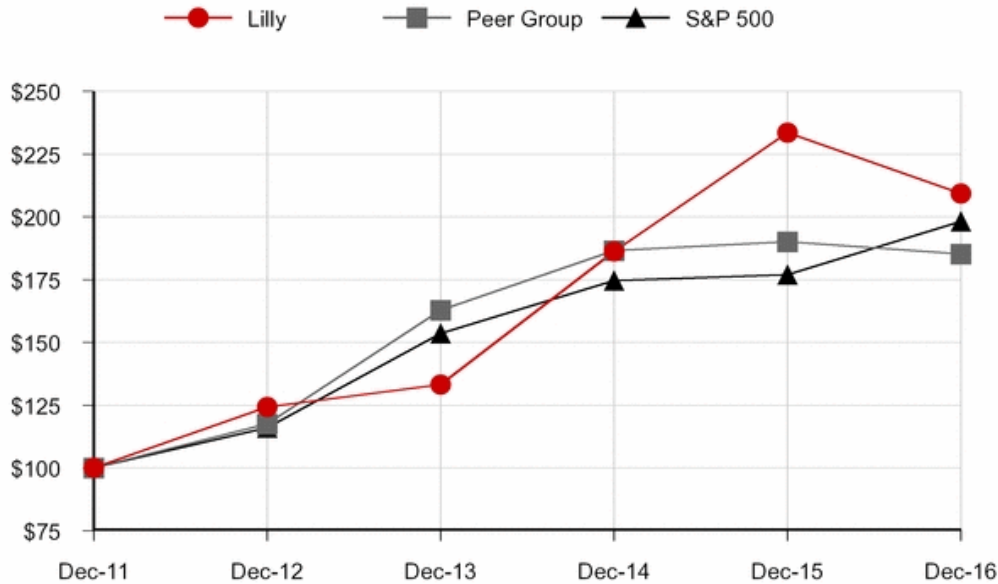
During the fourth quarter of 2016, we repurchased \$240.0 million of shares associated with our \$5.00 billion share repurchase program announced in October 2013.

PERFORMANCE GRAPH

This graph compares the return on Lilly stock with that of the Standard & Poor's 500 Stock Index and our peer group for the years 2012 through 2016. The graph assumes that, on December 31, 2011, a person invested \$100 each in Lilly stock, the S&P 500 Stock Index, and the peer groups' common stock. The graph measures total shareholder return, which takes into account both stock price and dividends. It assumes that dividends paid by a company are reinvested in that company's stock.

Value of \$100 Invested on Last Business Day of 2011

Comparison of Five-Year Cumulative Total Return Among Lilly, S&P 500 Stock Index, Peer Group⁽¹⁾, and Peer Group (Previous)⁽²⁾



	Lilly	Peer Group	Peer Group (Previous)	S&P 500
Dec-11	\$ 100.00	\$ 100.00	\$ 100.00	\$ 100.00
Dec-12	\$ 124.27	\$ 117.58	\$ 117.92	\$ 116.00
Dec-13	\$ 133.26	\$ 162.88	\$ 161.80	\$ 153.57
Dec-14	\$ 186.24	\$ 186.63	\$ 185.68	\$ 174.60
Dec-15	\$ 233.48	\$ 190.08	\$ 188.62	\$ 177.01
Dec-16	\$ 209.26	\$ 185.20	\$ 184.93	\$ 198.18

⁽¹⁾ We constructed the peer group as the industry index for this graph. It comprises the companies in the pharmaceutical and biotech industries that we used to benchmark the compensation of executive officers for 2016: AbbVie Inc.; Amgen Inc.; AstraZeneca PLC; Baxter International Inc.; Biogen Idec Inc.; Bristol-Myers Squibb Company; Celgene Corporation; Gilead Sciences Inc.; GlaxoSmithKline plc; Johnson & Johnson; Medtronic plc; Merck & Co., Inc.; Novartis AG.; Pfizer Inc.; Roche Holdings AG; Sanofi; and Shire plc.

⁽²⁾ In order to better align our peer group with that used for executive compensation benchmarking purposes, we adopted the same peer group for performance benchmarking as is used for our executive compensation benchmarking in 2016. Our peer group (previous) is the same as the peer group except that Roche Holding AG and Shire plc were added to the peer group and Abbott Laboratories and Allergan Inc. were removed from the peer group. Our peer group (previous) total shareholder return reflected above excludes Allergan Inc. as it was acquired in 2015. The peer group (previous) total shareholder return is not presented in the graph above as the graph substantially overlapped the peer group total shareholder return.

Item 6. Selected Financial Data (unaudited)

ELI LILLY AND COMPANY AND SUBSIDIARIES

(Dollars in millions, except revenue per employee and per-share data)

	2016	2015	2014	2013	2012
Operations					
Revenue	\$ 21,222.1	\$ 19,958.7	\$ 19,615.6	\$ 23,113.1	\$ 22,603.4
Cost of sales	5,654.9	5,037.2	4,932.5	4,908.1	4,796.5
Research and development	5,243.9	4,796.4	4,733.6	5,531.3	5,278.1
Marketing, selling, and administrative	6,452.0	6,533.0	6,620.8	7,125.6	7,513.5
Other ⁽¹⁾	497.3	802.1	328.4	(341.2)	(392.9)
Income before income taxes	3,374.0	2,790.0	3,000.3	5,889.3	5,408.2
Income taxes	636.4	381.6	609.8	1,204.5	1,319.6
Net income	2,737.6	2,408.4	2,390.5	4,684.8	4,088.6
Net income as a percent of revenue	12.9%	12.1%	12.2%	20.3%	18.1%
Net income per share—diluted	\$ 2.58	\$ 2.26	\$ 2.23	\$ 4.32	\$ 3.66
Dividends declared per share	2.05	2.01	1.97	1.96	1.96
Weighted-average number of shares outstanding—diluted (thousands)	1,061,825	1,065,720	1,074,286	1,084,766	1,117,294
Financial Position					
Current assets	\$ 15,101.4	\$ 12,573.6	\$ 11,928.3	\$ 12,820.4	\$ 12,790.3
Current liabilities	10,986.6	8,229.6	9,741.0	8,123.8	7,341.5
Property and equipment—net	8,252.6	8,053.5	7,963.9	7,975.5	7,760.2
Total assets	38,805.9	35,568.9	36,307.6	35,210.8	33,316.1
Long-term debt	8,367.8	7,972.4	5,332.8	4,200.3	5,519.4
Total equity	14,080.5	14,590.3	15,388.1	17,640.7	14,773.9
Supplementary Data					
Return on total equity	18.5%	16.1%	13.7%	29.5%	27.8%
Return on assets	7.5%	6.8%	6.8%	14.1%	12.5%
Capital expenditures	\$ 1,037.0	\$ 1,066.2	\$ 1,162.6	\$ 1,012.1	\$ 905.4
Depreciation and amortization	1,496.6	1,427.7	1,379.0	1,445.6	1,462.2
Effective tax rate	18.9%	13.7%	20.3%	20.5%	24.4%
Revenue per employee	\$ 506,000	\$ 484,000	\$ 501,000	\$ 609,000	\$ 590,000
Number of employees	41,975	41,275	39,135	37,925	38,350
Number of shareholders of record	26,800	28,000	29,300	31,900	33,600

⁽¹⁾ Other includes acquired in-process research and development, asset impairment, restructuring, and other special charges, and other—net, (income) expense

Item 7. Management's Discussion and Analysis of Results of Operations and Financial Condition

RESULTS OF OPERATIONS

(Tables present dollars in millions, except per-share data)

General

Management's discussion and analysis of results of operations and financial condition, is intended to assist the reader in understanding and assessing significant changes and trends related to the results of operations and financial position of our consolidated company. This discussion and analysis should be read in conjunction with the consolidated financial statements and accompanying footnotes in Item 8 of Part II of this Annual Report on Form 10-K. Certain statements in this Item 7 of Part II of this Annual Report on Form 10-K constitute forward-looking statements. Various risks and uncertainties, including those discussed in "Forward-Looking Statements" and Item 1A, "Risk Factors," may cause our actual results and cash generated from operations to differ materially from these forward-looking statements.

Executive Overview

David A. Ricks assumed the role of president and chief executive officer effective January 1, 2017, replacing John C. Lechleiter, who retired at the end of 2016. Lechleiter will remain chairman of our board of directors through May 31, 2017, and Ricks will assume the role of chairman effective June 1, 2017. Ricks joined the board of directors on January 1, 2017.

The remainder of this section provides an overview of our financial results, recent product and late-stage pipeline developments, and other matters affecting our company and the pharmaceutical industry. Earnings per share (EPS) data is presented on a diluted basis.

Financial Results

The following table summarizes our key operating results:

	Year Ended December 31,		Percent Change
	2016	2015	
Revenue	\$ 21,222.1	\$ 19,958.7	6
Gross margin	15,567.2	14,921.5	4
Gross margin as a percent of revenue	73.4%	74.8%	
Operating expense ⁽¹⁾	\$ 11,695.9	\$ 11,329.4	3
Acquired in-process research and development	30.0	535.0	NM
Asset impairment, restructuring, and other special charges	382.5	367.7	4
Effective tax rate	18.9%	13.7%	
Net income	2,737.6	2,408.4	14
Earnings per share	2.58	2.26	14

⁽¹⁾ Operating expense consists of research and development and marketing, selling, and administrative expenses.

NM - not meaningful

Revenue and gross margin increased in 2016. The increase in operating expense in 2016 was due to an increase in research and development expense, partially offset by a decrease in marketing, selling, and administrative expense. Net income and EPS increased in 2016 as a higher gross margin and lower acquired in-process research and development (IPR&D) charges, were partially offset by higher operating expense, a higher effective tax rate, and lower other income.

The following highlighted items affect comparisons of our 2016 and 2015 financial results:

2016

Acquired IPR&D (Note 3 to the consolidated financial statements)

- We recognized acquired IPR&D charges of \$30.0 million (pretax), or \$0.02 per share, related to upfront fees paid in connection with a collaboration agreement with AstraZeneca.

Asset Impairment, Restructuring, and Other Special Charges (Note 5 to the consolidated financial statements)

- We recognized charges of \$382.5 million (pretax), or \$0.29 per share, related to integration and severance costs related to the acquisition of Novartis Animal Health (Novartis AH), other global severance costs, and asset impairments primarily related to the closure of an animal health manufacturing facility in Ireland.

Other–Net, (Income) Expense (Note 17 to the consolidated financial statements)

- We recognized charges of \$203.9 million (pretax), or \$0.19 per share, related to the impact of the Venezuelan financial crisis, including the significant deterioration of the bolívar.

2015

Acquisitions (Note 3 to the consolidated financial statements)

- We recognized expense of \$153.0 million (pretax), or \$0.10 per share, related to the fair value adjustments to Novartis AH acquisition date inventory that was sold.

Acquired IPR&D (Notes 3 and 4 to the consolidated financial statements)

- We recognized acquired IPR&D charges of \$535.0 million (pretax), or \$0.33 per share, related to upfront fees paid in connection with various collaboration agreements primarily with Pfizer Inc. (Pfizer), as well as the consideration paid to acquire the worldwide rights to Locemia Solutions' (Locemia) intranasal glucagon.

Asset Impairment, Restructuring, and Other Special Charges (Note 5 to the consolidated financial statements)

- We recognized charges of \$367.7 million (pretax), or \$0.25 per share, related to severance costs, integration costs, and intangible asset impairments.

Debt Repurchase (Notes 7 and 10 to the consolidated financial statements)

- We recognized net charges of \$152.7 million (pretax), or \$0.09 per share, attributable to the debt extinguishment loss of \$166.7 million from the purchase and redemption of certain fixed-rate notes, partially offset by net gains from non-hedging interest rate swaps and foreign currency transactions associated with the related issuance of lower interest rate euro-denominated notes.

Late-Stage Pipeline

Our long-term success depends to a great extent on our ability to continue to discover and develop innovative pharmaceutical products and acquire or collaborate on molecules currently in development by other biotechnology or pharmaceutical companies. We currently have approximately 45 potential new drugs in human testing or under regulatory review, and a larger number of projects in preclinical research.

The following new molecular entities (NMEs) were approved by regulatory authorities in at least one of the major geographies for use in the diseases described. The quarter in which each NME initially was approved in any major geography for any indication is shown in parentheses:

Baricitinib (Olumiant®) (Q1 2017)—a Janus tyrosine kinase inhibitor for the treatment of moderate-to-severe active rheumatoid arthritis (in collaboration with Incyte Corporation).

Ixekizumab* (Taltz®) (Q1 2016)—a neutralizing monoclonal antibody to interleukin-17A for the treatment of moderate-to-severe plaque psoriasis and psoriatic arthritis.

Necitumumab* (Portrazza®) (Q4 2015)—an anti-epidermal growth factor receptor monoclonal antibody for the treatment of metastatic squamous non-small cell lung cancer (NSCLC).

Olaratumab* (Lartruvo™) (Q4 2016)—a human IgG1 monoclonal antibody for the treatment of advanced soft tissue sarcoma.

The following NMEs and diagnostic agent are currently in Phase III clinical trial testing for potential use in the diseases described. The quarter in which each NME and diagnostic agent initially entered Phase III for any indication is shown in parentheses:

Abemaciclib (Q3 2014)—a small molecule cell-cycle inhibitor, selective for cyclin-dependent kinases 4 and 6 for the treatment of metastatic breast cancer and NSCLC.

BACE inhibitor (Q2 2016)—an oral beta-secretase cleaving enzyme (BACE) inhibitor for the treatment of early and mild Alzheimer's disease (in collaboration with AstraZeneca).

Flortaucipir (Q3 2015)**—a positron emission tomography (PET) tracer intended to image tau (or neurofibrillary) tangles in the brain, which are an indicator of Alzheimer's disease.

Galcanezumab* (Q2 2015)—a once-monthly subcutaneously injected calcitonin gene-related peptide (CGRP) antibody for the treatment of cluster headache and migraine prevention.

Nasal glucagon* (Q3 2013)—a glucagon nasal powder formulation for the treatment of severe hypoglycemia in patients with diabetes treated with insulin.

Solanezumab* (Q2 2009)—an anti-amyloid beta monoclonal antibody for the treatment of preclinical Alzheimer's disease. Based upon the results of our Phase III study of patients with mild dementia due to Alzheimer's disease, we will not pursue regulatory submissions for solanezumab for the treatment of mild dementia due to Alzheimer's disease and we will not pursue development of solanezumab for the treatment of prodromal Alzheimer's disease.

Tanezumab* (Q3 2008)—an anti-nerve growth factor monoclonal antibody for the treatment of osteoarthritis pain, chronic low back pain, and cancer pain (in collaboration with Pfizer).

* Biologic molecule subject to the United States (U.S.) Biologics Price Competition and Innovation Act

** Diagnostic agent

The following table reflects the status of each NME and diagnostic agent within our late-stage pipeline and recently approved products, including developments since January 1, 2016:

Compound	Indication	U.S.	Europe	Japan	Developments
Endocrinology					
Nasal glucagon	Severe hypoglycemia		Phase III		Development of commercial manufacturing process is ongoing.

Compound	Indication	U.S.	Europe	Japan	Developments
Immunology					
Olumiant	Rheumatoid arthritis	Submitted	Approved	Submitted	Submitted to regulatory authorities in the U.S. and Japan in first quarter of 2016. Approved in Europe in first quarter of 2017.
Taltz	Axial spondyloarthritis	Phase III			Initiated Phase III study in May 2016.
	Psoriasis	Launched			Approved and launched in the U.S. in first and second quarters of 2016, respectively. Approved and launched in Europe in second and third quarters of 2016, respectively. Approved and launched in Japan in third and fourth quarters of 2016, respectively.
	Psoriatic arthritis	Phase III		Launched	Approved and launched in Japan in third and fourth quarters of 2016, respectively. Announced in October 2016 top-line results of Phase III trial that met primary endpoints. Submission to the U.S. Food and Drug Administration (FDA) in the first half of 2017.
Neuroscience					
BACE inhibitor	Early and mild Alzheimer's disease	Phase III			Moved into the Phase III portion of the Phase II/III seamless study in April 2016 and initiated Phase III study in mild Alzheimer's disease in August 2016. Granted Fast Track Designation ⁽¹⁾ from the FDA in August 2016.
Flortaucipir	Alzheimer's disease	Phase III			Phase III study is ongoing.
Galcanezumab	Cluster headache	Phase III			Phase III studies are ongoing.
	Migraine prevention	Phase III			Initiated first Phase III study in January 2016.
Solanezumab	Mild Alzheimer's disease	Terminated			Announced in November 2016 top-line results of Phase III trial that did not meet primary endpoints. Further development has been discontinued.
	Preclinical Alzheimer's disease	Phase III			Phase III study to continue.
	Prodromal Alzheimer's disease	Terminated			Further development has been discontinued.
Tanezumab	Osteoarthritis pain	Phase III			Phase III studies are ongoing.
	Chronic low back pain	Phase III			
	Cancer pain	Phase III			

Compound	Indication	U.S.	Europe	Japan	Developments
Oncology					
Abemaciclib	Metastatic breast cancer	Phase III			Phase III studies are ongoing.
	NSCLC	Phase III			
Lartruvo	Soft tissue sarcoma	Launched		Phase III	Granted accelerated approval ⁽²⁾ by the FDA in fourth quarter of 2016 based on phase II data. Launched in the U.S. in the fourth quarter of 2016. Granted conditional approval ⁽³⁾ and launched in Europe in fourth quarter of 2016. Phase III study is ongoing.
Portrazza	Metastatic squamous NSCLC (first-line)	Launched		Phase Ib/II	Approved and launched in Europe in first and second quarters of 2016, respectively.

⁽¹⁾ The FDA's fast track program is designed to expedite the development and review of new therapies to treat serious conditions and address unmet medical needs.

⁽²⁾ Continued approval for this indication may be contingent on verification and description of clinical benefit in a confirmatory Phase III trial.

⁽³⁾ As part of a conditional marketing authorization, results from an ongoing Phase III study will need to be provided. This study is fully enrolled. Until availability of the full data, the Committee for Medicinal Products for Human Use will review the benefits and risks of Lartruvo annually to determine whether the conditional marketing authorization can be maintained.

There are many difficulties and uncertainties inherent in pharmaceutical research and development and the introduction of new products. A high rate of failure is inherent in new drug discovery and development. The process to bring a drug from the discovery phase to regulatory approval can take over a decade and cost more than \$2 billion (DiMasi JA, Grabowski HG, Hansen RA. *Innovation in the pharmaceutical industry: new estimates of R&D costs*, *Journal of Health Economics* 2016;47:20-33.). Failure can occur at any point in the process, including late in the process after substantial investment. As a result, most research programs will not generate financial returns. New product candidates that appear promising in development may fail to reach the market or may have only limited commercial success. Delays and uncertainties in the regulatory approval processes in the U.S. and in other countries can result in delays in product launches and lost market opportunities. Consequently, it is very difficult to predict which products will ultimately be approved.

We manage research and development spending across our portfolio of molecules, and a delay in, or termination of, any one project will not necessarily cause a significant change in our total research and development spending. Due to the risks and uncertainties involved in the research and development process, we cannot reliably estimate the nature, timing, and costs of the efforts necessary to complete the development of our research and development projects, nor can we reliably estimate the future potential revenue that will be generated from a successful research and development project. Each project represents only a portion of the overall pipeline, and none is individually material to our consolidated research and development expense. While we do accumulate certain research and development costs on a project level for internal reporting purposes, we must make significant cost estimations and allocations, some of which rely on data that are neither reproducible nor validated through accepted control mechanisms. Therefore, we do not have sufficiently reliable data to report on total research and development costs by project, by preclinical versus clinical spend, or by therapeutic category.

Other Matters

Patent Matters

We depend on patents or other forms of intellectual-property protection for most of our revenues, cash flows, and earnings. The loss of U.S. patent exclusivity for Evista® in March 2014 resulted in the immediate entry of generic competitors. We lost our data package protection for Cymbalta® in major European countries in 2014. In 2015, we saw the entry of generic competition in all major European markets. The loss of exclusivity for Evista in the U.S. and Cymbalta in the European markets has caused a rapid and severe decline in revenue for the affected products, which over time has, in the aggregate, had a material adverse effect on our consolidated results of operations and cash flows. We also lost patent exclusivity for the schizophrenia and bipolar mania indications in December 2015 and April 2016, respectively, for Zyprexa® in Japan. Generic versions of Zyprexa were launched in Japan in June 2016. The loss of exclusivity for Zyprexa in Japan has caused a rapid and severe decline in revenue for the product.

Additionally, as described in Note 15 to the consolidated financial statements, the Alimta® vitamin regimen patents, which provide us with patent protection for Alimta through June 2021 in Japan and major European countries, and through May 2022 in the U.S., have been challenged in each of these jurisdictions. Our vitamin regimen patents have also been challenged in other smaller European jurisdictions. Our compound patent for Alimta expired in the U.S. in January 2017, and expired in major European countries and Japan in December 2015. We expect that the entry of generic competition for Alimta following the loss of effective patent protection will cause a rapid and severe decline in revenue for the product, which will, in the aggregate, have a material adverse effect on our consolidated results of operations and cash flows. While the U.S. Court of Appeals recently ruled in our favor regarding the validity and infringement of the vitamin regimen patent, that patent remains the subject of *inter partes* review challenges as further described in Note 15 to the consolidated financial statements. We are aware that at least two generic pemetrexed products have launched in a major European market. Notwithstanding our patents, generic versions of Alimta were also approved in Japan in February 2016. As described in Note 15 to the consolidated financial statements, each manufacturer of the generic version of Alimta has agreed not to proceed to pricing approval.

We will lose our patent protection for Strattera® in the U.S. in May 2017, and Cialis® in the U.S. and major European markets in November 2017. We will also lose exclusivity for Effient® in the U.S. in October 2017, and we have authorized one generic manufacturer to enter the market as early as mid-August 2017. We expect that the entry of generic competition into these markets following the loss of exclusivity will cause a rapid and severe decline in revenue for the affected products, which will, in the aggregate, have a material adverse effect on our consolidated results of operations and cash flows.

The compound patent for Humalog® (insulin lispro) has expired in major markets. Thus far, the loss of compound patent protection for Humalog has not resulted in a rapid and severe decline in revenue. Global regulators have different legal pathways to approve similar versions of insulin lispro and to date none have been approved in the U.S. or Europe. Other manufacturers have efforts underway to bring to market a similar version of insulin lispro and we are aware that a competitor's insulin lispro product has been accepted for regulatory review by the European Medicines Agency. It is difficult to predict the impact of these products entering the market.

Foreign Currency Exchange Rates

As a global company with substantial operations outside the U.S., we face foreign currency risk exposure from fluctuating currency exchange rates, primarily the U.S. dollar against the euro, Japanese yen, and British pound; and the British pound and Swiss franc against the euro. While we manage a portion of these exposures through hedging and other risk management techniques, significant fluctuations in currency rates can have a substantial impact, either positive or negative, on our revenue, cost of sales, and operating expenses. Over the past two years, we have seen significant foreign currency rate fluctuations between the U.S. dollar and several other foreign currencies, including the euro, British pound, and Japanese yen. While there is uncertainty in the future movements in foreign exchange rates, these fluctuations could negatively impact our future consolidated results of operations.

The impact of the Venezuelan financial crisis, including the significant deterioration of the bolivar, resulted in a charge of \$203.9 million in 2016. See Note 17 to the consolidated financial statements for additional information related to the charge. As of December 31, 2016, our Venezuelan subsidiaries represented a *de minimis* portion of our consolidated assets and liabilities. We continue to monitor other deteriorating economies and it is possible that additional charges may be recorded in the future. Any additional charges are not expected to have a material adverse effect on our future consolidated results of operations.

Trends Affecting Pharmaceutical Pricing, Reimbursement, and Access

United States

In the U.S., public concern over access to and affordability of pharmaceuticals continues to drive the regulatory and legislative debate. These policy and political issues increase the risk that taxes, fees, rebates, or other federal and state measures may be enacted. Key health policy proposals affecting biopharmaceuticals include a reduction in biologic data exclusivity, modifications to Medicare Parts B and D, language that would allow the Department of Health and Human Services to negotiate prices for biologics and drugs in Medicare, proposals that would require biopharmaceutical manufacturers to disclose proprietary drug pricing information, and state-level proposals to reduce the cost of pharmaceuticals purchased by government health care programs. Savings projected under these proposals are targeted as a means to fund both health care expenditures and non-health care initiatives, or to manage federal and state budgets.

In the private sector, consolidation and integration among healthcare providers is also a major factor in the competitive marketplace for human pharmaceuticals. Health plans, pharmaceutical benefit managers, wholesalers, and other supply chain stakeholders have been consolidating into fewer, larger entities, thus enhancing their purchasing strength and importance. Payers typically maintain formularies which specify coverage (the conditions under which drugs are included on a plan's formulary) and reimbursement (the associated out-of-pocket cost to the consumer). Formulary placement can lead to reduced usage of a drug for the relevant patient population due to coverage restrictions, such as prior authorizations and formulary exclusions, or due to reimbursement limitations which result in higher consumer out-of-pocket cost, such as non-preferred co-pay tiers, increased co-insurance levels and higher deductibles. Consequently, pharmaceutical companies compete for formulary placement not only on the basis of product attributes such as greater efficacy, fewer side effects, or greater patient ease of use, but also by providing rebates. Price is an increasingly important factor in formulary decisions, particularly in treatment areas in which the payer has taken the position that multiple branded products are therapeutically comparable. These downward pricing pressures could negatively affect future consolidated results of operations.

The main coverage expansion provisions of the Affordable Care Act (ACA) are currently in effect through both state-based exchanges and the expansion of Medicaid. An emerging trend has been the prevalence of benefit designs containing high out-of-pocket costs for patients, particularly for pharmaceuticals. In addition to the coverage expansions, many employers in the commercial market, driven in part by ACA changes such as the 2020 implementation of the excise tax on employer-sponsored health care coverage for which there is an excess benefit (the so-called "Cadillac tax"), continue to evaluate strategies such as private exchanges and wider use of consumer-driven health plans to reduce their healthcare liabilities over time. President Trump, the new administration, and Congress have identified repealing and replacing the ACA as a top priority. The proposed timeframe remains unclear. Further, provisions included in legislation repealing the ACA and any potential replacement program have yet to be determined and could have a material adverse effect on our consolidated results of operations and cash flows. At the same time, the broader paradigm shift towards performance-based reimbursement and the launch of several value-based purchasing initiatives have placed demands on the pharmaceutical industry to offer products with proven real-world outcomes data and a favorable economic profile.

International

International operations also are generally subject to extensive price and market regulations. Cost-containment measures exist in a number of countries, including additional price controls and mechanisms to limit reimbursement for our products. Such policies are expected to increase in impact and reach, given the pressures on national and regional health care budgets that come from a growing aging population and ongoing economic challenges. In addition, governments in many emerging markets are becoming increasingly active in expanding health care system offerings. Given the budget challenges of increasing health care coverage for citizens, policies may be proposed that promote generics and biosimilars only and reduce current and future access to branded human pharmaceutical products.

Tax Matters

We are subject to income taxes in the U.S. and numerous foreign jurisdictions. Changes in the relevant tax laws, regulations, administrative practices, principles, and interpretations could adversely affect our future effective tax rates. The U.S. and a number of other countries are actively considering or enacting changes in this regard. For example, the Trump administration has stated that one of its top priorities is comprehensive tax reform. The tax rates and the manner in which U.S. companies are taxed could be altered by any such potential tax reform and could have a material adverse effect on our consolidated results of operations and cash flows. Additionally, the Organisation for Economic Co-operation and Development issued its final recommendations of international tax reform proposals to influence international tax policy in major countries in which we operate. Other institutions have also become more active regarding tax-related matters, including the European Commission, the United Nations, the Group of Twenty, and the European Parliament. While outcomes of these initiatives continue to develop and remain uncertain, changes to key elements of the U.S. or international tax framework could have a material adverse effect on our consolidated results of operations and cash flows.

Acquisitions

See Note 3 to the consolidated financial statements for discussion regarding the following acquisitions:

- Our agreement to purchase CoLucid Pharmaceuticals, Inc. (CoLucid) for \$46.50 per share or approximately \$960 million, which we expect to complete in the first quarter of 2017.
- Our acquisition of Boehringer Ingelheim Vetmedica, Inc.'s U.S. feline, canine, and rabies vaccine portfolio, completed on January 3, 2017, in an all-cash transaction for approximately \$885 million.
- Our acquisition of Novartis AH, completed on January 1, 2015, in an all-cash transaction for \$5.28 billion.

Operating Results—2016

Revenue

The following table summarizes our revenue activity by region:

	Year Ended December 31,		Percent Change
	2016	2015	
U.S. ⁽¹⁾	\$ 11,506.2	\$ 10,097.4	14
Outside U.S.	9,715.9	9,861.3	(1)
Revenue	\$ 21,222.1	\$ 19,958.7	6

Numbers may not add due to rounding.

⁽¹⁾U.S. revenue includes revenue in Puerto Rico.

The following are components of the change in revenue compared to the prior year:

	2016 vs. 2015		
	U.S.	Outside U.S.	Consolidated
Volume	12%	2 %	7%
Price	2%	(3)%	—%
Foreign exchange rates	—%	(1)%	—%
Percent change	14%	(1)%	6%

Numbers may not add due to rounding.

In the U.S., the volume increase in 2016 was driven by sales of several pharmaceutical products, including Trulicity®, Humalog, Erbitux® (due to the transfer of commercialization rights to us in the U.S. and Canada effective October 1, 2015), Taltz, and Jardiance®, partially offset by decreased volume for Zyprexa. U.S. revenue also benefited from reductions to the Cymbalta reserve for expected product returns of approximately \$175 million in 2016, favorably affecting both volume and price.

Outside the U.S., the volume increase in 2016 was driven by sales of several new pharmaceutical products, including Cyramza and Trulicity, partially offset by the losses of exclusivity for Cymbalta in Europe and Canada, Zyprexa in Japan, as well as Alimta in several countries.

The following table summarizes our revenue activity in 2016 compared with 2015:

Product	Year Ended December 31,				
	2016			2015	
	U.S. ⁽¹⁾	Outside U.S.	Total	Total	Percent Change
Humalog	\$ 1,685.2	\$ 1,083.6	\$ 2,768.8	\$ 2,841.9	(3)
Cialis	1,469.5	1,002.1	2,471.6	2,310.7	7
Alimta	1,101.0	1,182.3	2,283.3	2,493.1	(8)
Forteo®	770.5	729.4	1,500.0	1,348.3	11
Humulin®	861.8	504.1	1,365.9	1,307.4	4
Cymbalta	269.3	661.2	930.5	1,027.6	(9)
Trulicity	737.6	187.9	925.5	248.7	NM
Strattera	534.9	319.8	854.7	784.0	9
Zyprexa	69.8	655.5	725.3	940.3	(23)
Erbitux	581.1	105.9	687.0	485.0	42
Cyramza	270.1	344.0	614.1	383.8	60
Effient	465.6	69.6	535.2	523.0	2
Trajenta® ⁽²⁾	165.9	270.7	436.6	356.8	22
Other human pharmaceutical products	959.4	1,006.1	1,965.4	1,727.1	14
Animal health products	1,564.5	1,593.7	3,158.2	3,181.0	(1)
Revenue	\$ 11,506.2	\$ 9,715.9	\$ 21,222.1	\$ 19,958.7	6

Numbers may not add due to rounding.

⁽¹⁾ U.S. revenue includes revenue in Puerto Rico.

⁽²⁾ Trajenta revenue includes Jentaduet®.

NM - not meaningful

Revenue of Humalog, our injectable human insulin analog for the treatment of diabetes, decreased 5 percent in the U.S., driven by lower realized prices, partially offset by increased demand. Revenue outside the U.S. increased 1 percent, driven by increased volume and, to a lesser extent, higher realized prices, partially offset by the unfavorable impact of foreign exchange rates.

Revenue of Cialis, a treatment for erectile dysfunction and benign prostatic hyperplasia, increased 17 percent in the U.S., driven by higher realized prices. We will lose our patent protection for Cialis in the U.S. in November 2017. We expect that the entry of generic competition following the loss of exclusivity will cause a rapid and severe decline in revenue. Revenue outside the U.S. decreased 5 percent, driven by the unfavorable impact of foreign exchange rates and decreased volume, partially offset by higher realized prices.

Revenue of Alimta, a treatment for various cancers, decreased 5 percent in the U.S., driven by decreased demand due to competitive pressure. Revenue outside the U.S. decreased 11 percent, driven primarily by the loss of exclusivity in several countries. We have faced and remain exposed to generic entry in multiple countries that has eroded revenue and is likely to continue to erode revenue from current levels.

Revenue of Forteo, an injectable treatment for osteoporosis in postmenopausal women and men at high risk for fracture and for glucocorticoid-induced osteoporosis in men and postmenopausal women, increased 26 percent in the U.S., driven by higher realized prices. Revenue outside the U.S. decreased 1 percent, driven by lower realized prices, largely offset by increased volume and the favorable impact of foreign exchange rates.

Revenue of Humulin, an injectable human insulin for the treatment of diabetes, increased 13 percent in the U.S., driven by increased demand and, to a lesser extent, higher realized prices. The increase in realized prices resulted from a change in estimate of a government rebate in the first quarter of 2016. Revenue outside the U.S. decreased 7 percent, driven by the unfavorable impact of foreign exchange rates and, to a lesser extent, decreased volume and lower realized prices.

Revenue of Cymbalta, a product for the treatment of major depressive disorder, diabetic peripheral neuropathic pain, generalized anxiety disorder, chronic musculoskeletal pain, and the management of fibromyalgia, was \$269.3 million in the U.S. in 2016, compared to \$144.6 million in 2015. U.S. revenue benefited from reductions to the Cymbalta reserve for expected product returns of approximately \$175 million in 2016. Revenue outside the U.S. decreased 25 percent, driven by the loss of exclusivity.

Revenue of Trulicity, a treatment for type 2 diabetes, was \$737.6 million in the U.S., driven by growth in the GLP-1 market and increased share of market for Trulicity. Revenue outside the U.S. was \$187.9 million.

Revenue of Strattera, a treatment for attention-deficit hyperactivity disorder, increased 7 percent in the U.S., driven by higher realized prices, partially offset by decreased volume. We will lose our patent protection for Strattera in the U.S. in May 2017. We expect that the entry of generic competition following the loss of effective patent protection will cause a rapid and severe decline in revenue. Revenue outside the U.S. increased 13 percent, driven by increased volume and, to a lesser extent, the favorable impact of foreign exchange rates, partially offset by lower realized prices.

Revenue of Zyprexa, a treatment for schizophrenia, acute mixed or manic episodes associated with bipolar I disorder, and bipolar maintenance, decreased 16 percent outside the U.S., driven primarily by decreased volumes in Japan due to the entry of generic competition in June 2016 following the loss of patent exclusivity. Zyprexa revenue in Japan was \$332.3 million in 2016, compared with \$415.9 million in 2015.

Revenue of Erbitux, a treatment for various cancers, increased to \$581.1 million in the U.S. in 2016, compared to \$386.7 million in 2015. The increase was due to the transfer of commercialization rights to us in the U.S. and Canada which occurred on October 1, 2015.

Revenue of animal health products in the U.S. increased 1 percent, primarily due to uptake of new companion animal products, partially offset by decreased revenue for food animal products. Animal health product revenue outside the U.S. decreased 3 percent driven by the unfavorable impact of foreign exchange rates.

Gross Margin, Costs, and Expenses

Gross margin as a percent of total revenue was 73.4 percent in 2016, a decrease of 1.4 percentage points compared with 2015 primarily due to a lower benefit from foreign exchange rates on international inventories sold.

Research and development expense increased 9 percent to \$5.24 billion in 2016, driven primarily by higher late-stage clinical development costs and, to a lesser extent, higher charges related to development milestone payments.

Marketing, selling, and administrative expense decreased 1 percent to \$6.45 billion in 2016, as reduced spending on late-life-cycle products was largely offset by expenses related to new products.

We recognized an acquired IPR&D charge of \$30.0 million in 2016 associated with the agreement with AstraZeneca to co-develop MEDI1814. There were \$535.0 million of acquired IPR&D charges in 2015 resulting from business development activity, primarily a collaboration with Pfizer and the acquisition of worldwide rights to Locemia's intranasal glucagon. See Notes 3 and 4 to the consolidated financial statements for additional information.

We recognized asset impairment, restructuring, and other special charges of \$382.5 million in 2016. The charges are primarily associated with integration and severance costs related to the acquisition of Novartis AH, other global severance costs associated with actions taken to reduce cost structure, and asset impairments primarily related to the closure of an animal health manufacturing facility in Ireland. In 2015, we recognized \$367.7 million of asset impairment, restructuring, and other special charges related to severance costs, integration costs for Novartis AH, and asset impairments. See Note 5 to the consolidated financial statements for additional information.

Other—net, (income) expense was expense of \$84.8 million in 2016, compared with income of \$100.6 million in 2015. Other expense in 2016 included a \$203.9 million charge related to the impact of the Venezuelan financial crisis, including the significant deterioration of the bolivar, partially offset by net gains of \$101.6 million on investments. Other income in 2015 included net gains of \$236.7 million on investments, partially offset by a net charge of \$152.7 million related to the repurchase of \$1.65 billion of debt. See Note 17 to the consolidated financial statements for additional information.

Our effective tax rate was 18.9 percent in 2016, compared with 13.7 percent in 2015. The increase in the effective tax rate for 2016 reflects several factors in both years: in 2016, the unfavorable tax effect of the charge related to the impact of the Venezuelan financial crisis and certain asset impairment, restructuring, and other special charges; and in 2015, the favorable tax impact of the acquired IPR&D charges, net charges related to the repurchase of debt, and asset impairment, restructuring, and other special charges. The increase in the effective tax rate for 2016 was partially offset by a net discrete tax benefit.

Operating Results—2015

Financial Results

The following table summarizes our key operating results:

	Year Ended December 31,		Percent Change
	2015	2014	
Revenue	\$ 19,958.7	\$ 19,615.6	2
Gross margin	14,921.5	14,683.1	2
Gross margin as percent of revenue	74.8%	74.9%	
Operating expense ⁽¹⁾	\$ 11,329.4	\$ 11,354.4	—
Acquired in-process research and development	535.0	200.2	NM
Asset impairment, restructuring, and other special charges	367.7	468.7	(22)
Net income	2,408.4	2,390.5	1
Earnings per share	2.26	2.23	1

⁽¹⁾ Operating expense consists of research and development and marketing, selling, and administrative expense.

NM - not meaningful

Revenue and gross margin increased slightly in 2015. Operating expense in 2015 remained essentially flat as a decrease in marketing, selling, and administrative expense was largely offset by increased research and development expense. Net income and EPS increased slightly in 2015 as a higher gross margin, lower income taxes, and decreased asset impairment, restructuring, and other special charges were largely offset by increased acquired IPR&D charges and lower other income.

Certain items affect the comparisons of our 2015 and 2014 results. The 2015 highlighted items are summarized in the "Results of Operations—Executive Overview" section. The 2014 highlighted items are summarized as follows:

Acquired IPR&D (Notes 3 and 4 to the consolidated financial statements)

- We recognized acquired IPR&D charges of \$200.2 million (pretax), or \$0.12 per share, related to acquired IPR&D from various collaboration agreements.

Collaborations (Note 4 to the consolidated financial statements)

- We recognized income of \$92.0 million (pretax), or \$0.06 per share, related to the transfer of our linagliptin and empagliflozin commercial rights in certain countries to Boehringer Ingelheim.

Asset Impairment, Restructuring, and Other Special Charges (Note 5 to the consolidated financial statements)

- We recognized charges of \$468.7 million (pretax), or \$0.38 per share, related to severance costs associated with our ongoing cost containment efforts to reduce our cost structure and global workforce, and asset impairments primarily associated with the closure of a manufacturing site in Puerto Rico.

Other

- We recognized a marketing, selling, and administrative expense of \$119.0 million (non-tax deductible), or \$0.11 per share, for an extra year of the U.S. Branded Prescription Drug Fee (U.S. Drug Fee) due to final regulations issued by the Internal Revenue Service which required us to accelerate into 2014 the recording of an expense for the 2015 fee.

Revenue

The following table summarizes our revenue activity by region:

	Year Ended December 31,		Percent Change
	2015	2014	
U.S. ⁽¹⁾	\$ 10,097.4	\$ 9,134.1	11
Outside U.S.	9,861.3	10,481.5	(6)
Revenue	\$ 19,958.7	\$ 19,615.6	2

Numbers may not add due to rounding.

⁽¹⁾U.S. revenue includes revenue in Puerto Rico.

The following are components of the change in revenue compared to the prior year:

	2015 vs. 2014		
	U.S.	Outside U.S.	Consolidated
Volume	6%	9 %	8 %
Price	5%	(2)%	1 %
Foreign exchange rates	—%	(13)%	(7)%
Percent change	11%	(6)%	2 %

Numbers may not add due to rounding.

In the U.S., the volume increase in 2015 was driven by the inclusion of revenue from Novartis AH and increased volumes for several pharmaceutical products, partially offset by the residual impact of the loss of exclusivity for Cymbalta and Evista.

Outside the U.S., the volume increase in 2015 was driven by the inclusion of revenue from Novartis AH and increased volumes for several pharmaceutical products. On a pro forma basis, which reflects the 2014 revenue of Novartis AH as described in Note 3 to the consolidated financial statements, our consolidated volume in 2015 would have increased by 2 percent compared with 2014.

The following table summarizes our revenue activity in 2015 compared with 2014:

Product	Year Ended December 31,					Percent Change
	2015			2014		
	U.S. ⁽¹⁾	Outside U.S.	Total	Total		
Humalog	\$ 1,772.3	\$ 1,069.6	\$ 2,841.9	\$ 2,785.2	2	
Alimta	1,162.4	1,330.7	2,493.1	2,792.0	(11)	
Cialis	1,256.8	1,053.9	2,310.7	2,291.0	1	
Forteo	612.4	735.9	1,348.3	1,322.0	2	
Humulin	764.4	543.0	1,307.4	1,400.1	(7)	
Cymbalta	144.6	883.0	1,027.6	1,614.7	(36)	
Zyprexa	156.7	783.6	940.3	1,037.3	(9)	
Strattera	502.1	281.9	784.0	738.5	6	
Effient	417.6	105.4	523.0	522.2	—	
Erbitux	386.7	98.3	485.0	373.3	30	
Cyramza	277.7	106.1	383.8	75.6	NM	
Trulicity	207.7	41.0	248.7	10.2	NM	
Evista	61.7	175.6	237.3	419.8	(43)	
Other human pharmaceutical products	833.1	1,013.5	1,846.6	1,887.1	(2)	
Animal health products	1,541.2	1,639.8	3,181.0	2,346.6	36	
Revenue	\$ 10,097.4	\$ 9,861.3	\$ 19,958.7	\$ 19,615.6	2	

Numbers may not add due to rounding.

⁽¹⁾U.S. revenue includes revenue in Puerto Rico.

NM - not meaningful

Revenue of Humalog increased 9 percent in the U.S., driven by higher realized prices and, to a lesser extent, increased volume. Revenue outside the U.S. decreased 8 percent, driven by the unfavorable impact of foreign exchange rates, partially offset by higher volume.

Revenue of Alimta decreased 5 percent in the U.S., driven by decreased demand and, to a lesser extent, lower realized prices. Revenue outside the U.S. decreased 15 percent, driven by the unfavorable impact of foreign exchange rates and, to a lesser extent, lower realized prices, partially offset by increased volume.

Revenue of Cialis increased 21 percent in the U.S., driven by higher realized prices. Revenue outside the U.S. decreased 16 percent, driven by the unfavorable impact of foreign exchange rates.

Revenue of Forteo increased 14 percent in the U.S., driven by higher realized prices, partially offset by decreased volume. Revenue outside the U.S. decreased 6 percent, driven by the unfavorable impact of foreign exchange rates, partially offset by increased volume.

Revenue of Humulin increased 7 percent in the U.S., driven by higher realized prices and, to a lesser extent, wholesaler buying patterns, partially offset by decreased demand. Revenue outside the U.S. decreased 21 percent, driven by decreased volume, primarily due to the loss of a government contract in Brazil, and the unfavorable impact of foreign exchange rates.

Revenue of Cymbalta decreased 66 percent in the U.S. due to the loss of U.S. patent exclusivity in December 2013. Revenue outside the U.S. decreased 26 percent, driven by the unfavorable impact of foreign exchange rates and the loss of exclusivity in Europe in 2014.

Revenue of Zyprexa increased 31 percent in the U.S., driven by adjustments to the return reserve resulting from the expiration of the period to return expired product for credit. Revenue outside the U.S. decreased 15 percent, driven primarily by the unfavorable impact of foreign exchange rates. We lost patent exclusivity for Zyprexa in Japan in December 2015. Zyprexa revenue in Japan was \$415.9 million in 2015, compared with

\$466.2 million in 2014. The revenue decrease in Japan was due to the unfavorable impact of foreign exchange rates.

Revenue of Strattera increased 11 percent in the U.S., driven by higher realized prices and, to a lesser extent, increased demand. Revenue outside the U.S. decreased 1 percent, driven by the unfavorable impact of foreign exchange rates, largely offset by increased volume.

Revenue of Effient, a product for the reduction of thrombotic cardiovascular events (including stent thrombosis) in patients with acute coronary syndrome who are managed with an artery-opening procedure known as percutaneous coronary intervention, including patients undergoing angioplasty, atherectomy, or stent placement, increased 6 percent in the U.S., driven by higher realized prices, partially offset by decreased demand. Revenue outside the U.S. decreased 17 percent, driven primarily by the unfavorable impact of foreign exchange rates.

Revenue of Evista, a product for the prevention and treatment of osteoporosis in postmenopausal women and for reduction of risk of invasive breast cancer in postmenopausal women with osteoporosis and postmenopausal women at high risk for invasive breast cancer, decreased 70 percent in the U.S., due to the loss of patent exclusivity in March 2014. Revenue outside the U.S. decreased 17 percent, driven primarily by the unfavorable impact of foreign exchange rates.

Revenue of animal health products in the U.S. increased 21 percent and animal health product revenue outside the U.S. increased 53 percent. The increases were driven by the inclusion of revenue from Novartis AH.

On a pro forma basis, which reflects the 2014 revenue of Novartis AH as described in Note 3 to the consolidated financial statements, revenue of animal health products in the U.S. would have decreased 1 percent, driven primarily by decreased volume in food animal products. Revenue outside the U.S. would have decreased 13 percent, driven by the unfavorable impact of foreign exchange rates and decreased volume in companion animal products, partially offset by higher realized prices and volume for food animal products.

Gross Margin, Costs, and Expenses

Gross margin as a percent of total revenue was 74.8 percent in 2015, essentially flat compared with 2014 as the unfavorable impacts of the inclusion of Novartis AH and inventory step-up and amortization costs were offset by the favorable impact of foreign exchange rates on international inventories sold.

Research and development expense increased 1 percent to \$4.80 billion in 2015, driven primarily by higher late-stage clinical development costs, the inclusion of Novartis AH, and an increase in charges associated with the termination of late-stage molecules, primarily evacetrapib and basal insulin peglispro, of approximately \$135 million, partially offset by the favorable impact of foreign exchange rates.

Marketing, selling, and administrative expense decreased 1 percent to \$6.53 billion in 2015, due to the favorable impact of foreign exchange rates and a 2014 charge associated with the U.S. Drug Fee, partially offset by the inclusion of Novartis AH and expenses related to new product launches.

We recognized acquired IPR&D charges of \$535.0 million in 2015 resulting from various collaboration agreements, primarily with Pfizer, as well as the consideration paid to acquire the worldwide rights to Locemia's intranasal glucagon. There were \$200.2 million of acquired IPR&D charges in 2014 related to various collaboration agreements, including charges associated with the transfer of commercial rights to us, from Boehringer Ingelheim, of the new insulin glargine product in certain countries where it was not yet approved. See Notes 3 and 4 to the consolidated financial statements for additional information.

We recognized asset impairment, restructuring, and other special charges of \$367.7 million in 2015. The charges relate to severance costs, integration costs for Novartis AH, and asset impairments. In 2014, we recognized charges of \$468.7 million for asset impairment, restructuring, and other special charges. The charges included severance costs, asset impairments primarily associated with the closure of a manufacturing site in Puerto Rico, and integration costs for the then-pending acquisition of Novartis AH. See Note 5 to the consolidated financial statements for additional information.

Other—net, (income) expense was income of \$100.6 million in 2015, compared with income of \$340.5 million in 2014. Other income in 2015 included net gains of \$236.7 million on investments, partially offset by a net charge of \$152.7 million related to the repurchase of \$1.65 billion of debt. Other income in 2014 included net

gains of \$216.4 million on investments and \$92.0 million of income associated with the transfer of commercial rights to linagliptin and empagliflozin in certain countries from us to Boehringer Ingelheim. See Notes 4 and 17 to the consolidated financial statements for additional information.

Our effective tax rate was 13.7 percent in 2015, compared with 20.3 percent in 2014. The effective tax rate for 2014 reflects the impact of a \$119.0 million nondeductible charge associated with the U.S. Drug Fee. The decrease in the tax rate for 2015 compared with 2014 is primarily due to a favorable tax impact of the net charges related to the repurchase of debt, acquired IPR&D, and asset impairment, restructuring, and other special charges. See Note 13 to the consolidated financial statements for additional information.

FINANCIAL CONDITION

As of December 31, 2016, cash and cash equivalents was \$4.58 billion, an increase of \$915.7 million, compared with \$3.67 billion at December 31, 2015. Refer to the Consolidated Statements of Cash Flows for additional details on the significant sources and uses of cash for the years ended December 31, 2016 and December 31, 2015.

In addition to our cash and cash equivalents, we held total investments of \$6.66 billion and \$4.43 billion as of December 31, 2016 and December 31, 2015, respectively. See Note 7 to the consolidated financial statements for additional details.

As of December 31, 2016, total debt was \$10.31 billion, an increase of \$2.33 billion compared with \$7.98 billion at December 31, 2015. This increase is primarily due to the net issuance of \$1.30 billion of short-term commercial paper borrowings and the \$1.21 billion issuance of Swiss Franc debt. At December 31, 2016, we had a total of \$2.87 billion of unused committed bank credit facilities, \$2.70 billion of which is available to support our commercial paper program. See Note 10 to the consolidated financial statements for additional details. We believe that amounts accessible through existing commercial paper markets should be adequate to fund short-term borrowing needs.

In January 2017, we completed our acquisition of Boehringer Ingelheim Vetmedica, Inc.'s U.S. feline, canine, and rabies vaccine portfolio in an all-cash transaction for approximately \$885 million, including the estimated cost of inventory, which was funded through the issuance of commercial paper. In January 2017, we announced an agreement to acquire CoLucid for \$46.50 per share or approximately \$960 million. We anticipate issuing debt to fund the transaction, which is expected to close by the end of the first quarter of 2017. See Note 3 to the consolidated financial statements for additional information.

For the 131st consecutive year, we distributed dividends to our shareholders. Dividends of \$2.04 per share and \$2.00 per share were paid in 2016 and 2015, respectively. In the fourth quarter of 2016, effective for the dividend to be paid in the first quarter of 2017, the quarterly dividend was increased to \$0.52 per share, resulting in an indicated annual rate for 2017 of \$2.08 per share.

Capital expenditures of \$1.04 billion during 2016 were \$29.2 million less than in 2015. We expect 2017 capital expenditures to be approximately \$1.2 billion.

In 2016, we repurchased \$540.1 million of shares under the \$5.00 billion share repurchase program previously announced in October 2013. See Note 12 to the consolidated financial statements for additional details.

See "Results of Operations—Executive Overview—Other Matters" for information regarding recent and upcoming losses of patent protection for Evista (U.S.), Cymbalta (Europe), Alimta (U.S., Europe, and Japan), Zyprexa (Japan), Strattera (U.S.), Effient (U.S.), and Cialis (U.S. and Europe).

At December 31, 2016, we had an aggregate of \$9.77 billion of cash and investments at our foreign subsidiaries. A significant portion of this amount would be subject to tax payments if such cash and investments were repatriated to the U.S. We record U.S. deferred tax liabilities for certain unremitted earnings, but when foreign earnings are expected to be indefinitely reinvested outside the U.S., no accrual for U.S. income taxes is provided. We believe cash provided by operating activities in the U.S. and planned repatriations of foreign earnings for which tax has been provided should be sufficient to fund our domestic operating needs, dividends paid to shareholders, share repurchases, and capital expenditures.

Both domestically and abroad, we continue to monitor the potential impacts of the economic environment; the creditworthiness of our wholesalers and other customers, including foreign government-backed agencies and suppliers; the uncertain impact of health care legislation; and various international government funding levels.

In the normal course of business, our operations are exposed to fluctuations in interest rates and currency values. These fluctuations can vary the costs of financing, investing, and operating. We address a portion of these risks through a controlled program of risk management that includes the use of derivative financial instruments. The objective of controlling these risks is to limit the impact on earnings of fluctuations in interest and currency exchange rates. All derivative activities are for purposes other than trading.

Our primary interest rate risk exposure results from changes in short-term U.S. dollar interest rates. In an effort to manage interest rate exposures, we strive to achieve an acceptable balance between fixed and floating rate debt positions and may enter into interest rate derivatives to help maintain that balance. Based on our overall interest rate exposure at December 31, 2016 and 2015, including derivatives and other interest rate risk-sensitive instruments, a hypothetical 10 percent change in interest rates applied to the fair value of the instruments as of December 31, 2016 and 2015, respectively, would not have a material impact on earnings, cash flows, or fair values of interest rate risk-sensitive instruments over a one-year period.

Our foreign currency risk exposure results from fluctuating currency exchange rates, primarily the U.S. dollar against the euro, Japanese yen, and British pound; and the British pound and Swiss franc against the euro. We face foreign currency exchange exposures when we enter into transactions arising from subsidiary trade and loan payables and receivables denominated in foreign currencies. We also face currency exposure that arises from translating the results of our global operations to the U.S. dollar at exchange rates that have fluctuated from the beginning of the period. We may enter into foreign currency forward or option derivative contracts to reduce the effect of fluctuating currency exchange rates (principally the euro, the Japanese yen, and the British pound). Our corporate risk-management policy outlines the minimum and maximum hedge coverage of such exposures. Gains and losses on these derivative contracts offset, in part, the impact of currency fluctuations on the existing assets and liabilities. We periodically analyze the fair values of the outstanding foreign currency derivative contracts to determine their sensitivity to changes in foreign exchange rates. A hypothetical 10 percent change in exchange rates (primarily against the U.S. dollar) applied to the fair values of our outstanding foreign currency derivative contracts as of December 31, 2016 and 2015, would not have a material impact on earnings, cash flows, or financial position over a one-year period. This sensitivity analysis does not consider the impact that hypothetical changes in exchange rates would have on the underlying foreign currency denominated transactions.

Off-Balance Sheet Arrangements and Contractual Obligations

We have no off-balance sheet arrangements that have a material current effect or that are reasonably likely to have a material future effect on our financial condition, changes in financial condition, revenues or expenses, results of operations, liquidity, capital expenditures, or capital resources. We acquire and collaborate on potential products still in development and enter into research and development arrangements with third parties that often require milestone and royalty payments to the third party contingent upon the occurrence of certain future events linked to the success of the asset in development. Milestone payments may be required contingent upon the successful achievement of an important point in the development life cycle of the pharmaceutical product (e.g., approval for marketing by the appropriate regulatory agency or upon the achievement of certain sales levels). If required by the arrangement, we may make royalty payments based upon a percentage of the sales of the pharmaceutical product in the event that regulatory approval for marketing is obtained. Because of the contingent nature of these payments, they are not included in the table of contractual obligations below.

Individually, these arrangements are not material in any one annual reporting period. However, if milestones for multiple products covered by these arrangements were reached in the same reporting period, the aggregate charge to expense could be material to the results of operations or cash flows in that period. See Note 4 to the consolidated financial statements for additional details. These arrangements often give us the discretion to unilaterally terminate development of the product, which would allow us to avoid making the contingent payments; however, we are unlikely to cease development if the compound successfully achieves milestone objectives. We also note that, from a business perspective, we view these payments as positive because they signify that the product is successfully moving through development and is now generating or is more likely to generate cash flows from sales of products.

Our current noncancelable contractual obligations that will require future cash payments are as follows:

(Dollars in millions)	Payments Due by Period				
	Total	Less Than 1 Year	1-3 Years	3-5 Years	More Than 5 Years
Long-term debt, including interest payment ⁽¹⁾	\$ 11,945.3	\$ 832.4	\$ 1,993.3	\$ 392.6	\$ 8,727.0
Capital lease obligations	14.4	5.4	6.9	2.1	—
Operating leases	873.6	134.8	230.7	169.5	338.6
Purchase obligations ⁽²⁾	15,303.5	14,800.0	490.4	10.0	3.1
Other long-term liabilities reflected on our balance sheet ⁽³⁾	2,441.2	—	362.7	220.3	1,858.2
Total	\$ 30,578.0	\$ 15,772.6	\$ 3,084.0	\$ 794.5	\$ 10,926.9

⁽¹⁾ Our long-term debt obligations include both our expected principal and interest obligations and our interest rate swaps. We used the interest rate forward curve at December 31, 2016, to compute the amount of the contractual obligation for interest on the variable rate debt instruments and swaps.

⁽²⁾ We have included the following:

- Purchase obligations consisting primarily of all open purchase orders as of December 31, 2016. Some of these purchase orders may be cancelable; however, for purposes of this disclosure, we have not distinguished between cancelable and noncancelable purchase obligations.
- Contractual payment obligations with each of our significant vendors, which are noncancelable and are not contingent.

⁽³⁾ We have included long-term liabilities consisting primarily of our nonqualified supplemental pension funding requirements and deferred compensation liabilities. We excluded long-term income taxes payable of \$688.9 million, because we cannot reasonably estimate the timing of future cash outflows associated with those liabilities.

The contractual obligations table is current as of December 31, 2016. We expect the amount of these obligations to change materially over time as new contracts are initiated and existing contracts are completed, terminated, or modified.

APPLICATION OF CRITICAL ACCOUNTING ESTIMATES

In preparing our financial statements in accordance with accounting principles generally accepted in the U.S., we must often make estimates and assumptions that affect the reported amounts of assets, liabilities, revenues, expenses, and related disclosures. Some of those judgments can be subjective and complex, and consequently actual results could differ from those estimates. For any given individual estimate or assumption we make, it is possible that other people applying reasonable judgment to the same facts and circumstances could develop different estimates. We believe that, given current facts and circumstances, it is unlikely that applying any such other reasonable judgment would cause a material adverse effect on our consolidated results of operations, financial position, or liquidity for the periods presented in this report. Our most critical accounting estimates have been discussed with our audit committee and are described below.

Revenue Recognition and Sales Return, Rebate, and Discount Accruals

We recognize revenue from sales of products at the time title of goods passes to the buyer and the buyer assumes the risks and rewards of ownership. Provisions for returns, rebates, and discounts are established in the same period the related sales are recorded.

Sales Returns - Background and Uncertainties

We regularly review the supply levels of our significant products sold to major wholesalers in the U.S. and in major markets outside the U.S., primarily by reviewing periodic inventory reports supplied by our major wholesalers and available prescription volume information for our products, or alternative approaches. We attempt to maintain U.S. wholesaler inventory levels at an average of approximately one month or less on a consistent basis across our product portfolio. Causes of unusual wholesaler buying patterns include actual or anticipated product-supply issues, weather patterns, anticipated changes in the transportation network, redundant holiday stocking, and changes in wholesaler business operations. In the U.S., the current structure of our arrangements does not provide an incentive for speculative wholesaler buying and provides us with data on inventory levels at our wholesalers. When we believe wholesaler purchasing patterns have caused an unusual increase or decrease in the revenue of a major product compared with underlying demand, we disclose this in our product revenue discussion if we believe the amount is material to the product revenue trend; however, we are not always able to accurately quantify the amount of stocking or destocking in the retail channel. Wholesaler stocking and destocking activity historically has not caused any material changes in the rate of actual product returns.

When sales occur, we estimate a reserve for future product returns related to those sales. This estimate is based on several factors, including: historical return rates, expiration date by product (generally, 24 to 36 months after the initial sale of a product to our customer), and estimated levels of inventory in the wholesale and retail channels, among others, as well as any other specifically-identified anticipated returns due to known factors such as the loss of patent exclusivity, product recalls and discontinuances, or a changing competitive environment. We maintain a returns policy that allows U.S. pharmaceutical customers to return product for dating issues within a specified period prior to and subsequent to the product's expiration date. Following the loss of exclusivity for a patent-dependent product, we expect to experience an elevated level of product returns as product inventory remaining in the wholesale and retail channels expires. Adjustments to the returns reserve have been and may in the future be required based on revised estimates to our assumptions, which would have an impact on our consolidated results of operations. We record the return amounts as a deduction to arrive at our net product sales. Once the product is returned, it is destroyed. Actual product returns have been less than 2 percent of our net revenue over the past three years and have not fluctuated significantly as a percentage of revenue.

Sales Rebates and Discounts - Background and Uncertainties

We establish sales rebate and discount accruals in the same period as the related sales. The rebate and discount amounts are recorded as a deduction to arrive at our net product revenue. Sales rebates and discounts that require the use of judgment in the establishment of the accrual include managed care, Medicare, Medicaid, chargebacks, long-term care, hospital, patient assistance programs, and various other programs. We base these accruals primarily upon our historical rebate and discount payments made to our customer segment groups and the provisions of current rebate and discount contracts.

The largest of our sales rebate and discount amounts are rebates associated with sales covered by managed care, Medicare, and Medicaid contracts. In determining the appropriate accrual amount, we consider our historical managed care, Medicare, and Medicaid rebate payments by product as a percentage of our historical sales as well as any significant changes in sales trends (e.g., patent expiries and product launches), an evaluation of the current managed care, Medicare, and Medicaid contracts, the percentage of our products that are sold via managed care, Medicare, and Medicaid contracts, and our product pricing. Although we accrue a liability for managed care, Medicare, and Medicaid rebates at the time we record the sale (when the product is shipped), the managed care, Medicare, and Medicaid rebate related to that sale is paid up to six months later. Because of this time lag, in any particular period our rebate adjustments may incorporate revisions of accruals for several periods.

Most of our rebates outside the U.S. are contractual or legislatively mandated and are estimated and recognized in the same period as the related sales. In some large European countries, government rebates are based on the anticipated budget for pharmaceutical payments in the country. A best estimate of these rebates, updated as governmental authorities revise budgeted deficits, is recognized in the same period as the related sale. If our estimates are not reflective of the actual pharmaceutical costs incurred by the government, we adjust our rebate reserves.

Financial Statement Impact

We believe that our accruals for sales returns, rebates, and discounts are reasonable and appropriate based on current facts and circumstances. Our global rebate and discount liabilities are included in sales rebates and discounts on our consolidated balance sheet. Our global sales return liability is included in other current liabilities and other noncurrent liabilities on our consolidated balance sheet. As of December 31, 2016, a 5 percent change in our global sales return, rebate, and discount liability would have led to an approximate \$214 million effect on our income before income taxes.

The portion of our global sales return, rebate, and discount liability resulting from sales of our products in the U.S. was 85 percent and 87 percent as of December 31, 2016 and 2015, respectively.

The following represents a roll-forward of our most significant U.S. pharmaceutical sales return, rebate, and discount liability balances, including managed care, Medicare, and Medicaid:

(Dollars in millions)	2016	2015
Sales return, rebate, and discount liabilities, beginning of year	\$ 2,558.6	\$ 2,241.4
Reduction of net sales due to sales returns, discounts, and rebates ⁽¹⁾	8,732.8	6,245.1
Cash payments of discounts and rebates	(7,689.6)	(5,927.9)
Sales return, rebate, and discount liabilities, end of year	\$ 3,601.8	\$ 2,558.6

⁽¹⁾ Adjustments of the estimates for these returns, rebates, and discounts to actual results were less than 1.0 percent of consolidated net sales for each of the years presented.

Product Litigation Liabilities and Other Contingencies

Background and Uncertainties

Product litigation liabilities and other contingencies are, by their nature, uncertain and are based upon complex judgments and probabilities. The factors we consider in developing our product litigation liability reserves and other contingent liability amounts include the merits and jurisdiction of the litigation, the nature and the number of other similar current and past litigation cases, the nature of the product and the current assessment of the science subject to the litigation, and the likelihood of settlement and current state of settlement discussions, if any. In addition, we accrue for certain product liability claims incurred, but not filed, to the extent we can formulate a reasonable estimate of their costs based primarily on historical claims experience and data regarding product usage. We accrue legal defense costs expected to be incurred in connection with significant product liability contingencies when both probable and reasonably estimable.

We also consider the insurance coverage we have to diminish the exposure for periods covered by insurance. In assessing our insurance coverage, we consider the policy coverage limits and exclusions, the potential for denial of coverage by the insurance company, the financial condition of the insurers, and the possibility of and length of time for collection. Due to a very restrictive market for product liability insurance, we are self-insured for product liability losses for all our currently marketed products. In addition to insurance coverage, we also consider any third-party indemnification to which we are entitled, including the nature of the indemnification, the financial condition of the indemnifying party, and the possibility of and length of time for collection.

Financial Statement Impact

The litigation accruals and environmental liabilities and the related estimated insurance recoverables have been reflected on a gross basis as liabilities and assets, respectively, on our consolidated balance sheets.

Impairment of Indefinite-Lived and Long-Lived Assets

Background and Uncertainties

We review the carrying value of long-lived assets (both intangible and tangible) for potential impairment on a periodic basis and whenever events or changes in circumstances indicate the carrying value of an asset (or asset group) may not be recoverable. We identify impairment by comparing the projected undiscounted cash flows to be generated by the asset (or asset group) to its carrying value. If an impairment is identified, a loss is recorded equal to the excess of the asset's net book value over its fair value, and the cost basis is adjusted.

Goodwill and indefinite-lived intangible assets are reviewed for impairment at least annually and when certain impairment indicators are present. When required, a comparison of fair value to the carrying amount of assets is performed to determine the amount of any impairment.

Several methods may be used to determine the estimated fair value of acquired IPR&D, all of which require multiple assumptions. We utilize the "income method," as described in Note 8 to the consolidated financial statements.

For acquired IPR&D assets, the risk of failure has been factored into the fair value measure and there can be no certainty that these assets ultimately will yield a successful product, as discussed previously in "Results of Operations—Executive Overview—Late-Stage Pipeline." The nature of the pharmaceutical business is high-risk and requires that we invest in a large number of projects to maintain a successful portfolio of approved products. As such, it is likely that some acquired IPR&D assets will become impaired in the future.

Estimates of future cash flows, based on what we believe to be reasonable and supportable assumptions and projections, require management's judgment. Actual results could vary materially from these estimates.

Retirement Benefits Assumptions

Background and Uncertainties

Defined benefit pension plan and retiree health benefit plan costs include assumptions for the discount rate, expected return on plan assets, and retirement age. These assumptions have a significant effect on the amounts reported. In addition to the analysis below, see Note 14 to the consolidated financial statements for additional information regarding our retirement benefits.

Annually, we evaluate the discount rate and the expected return on plan assets in our defined benefit pension and retiree health benefit plans. We use an actuarially determined, plan-specific yield curve of high quality, fixed income debt instruments to determine the discount rates. In evaluating the expected return on plan assets, we consider many factors, with a primary analysis of current and projected market conditions, asset returns and asset allocations (approximately 80 percent of which are growth investments); and the views of leading financial advisers and economists. We may also review our historical assumptions compared with actual results, as well as the discount rates and expected return on plan assets of other companies, where applicable. In evaluating our expected retirement age assumption, we consider the retirement ages of our past employees eligible for pension and medical benefits together with our expectations of future retirement ages.

Financial Statement Impact

If the 2016 discount rate for the U.S. defined benefit pension and retiree health benefit plans (U.S. plans) were to change by a quarter percentage point, income before income taxes would change by \$34.6 million. As of January 1, 2016, we changed the method used to estimate the service and interest cost components of the net periodic pension and retiree health benefit plan costs. Prior to this change, the service and interest costs were determined using a single weighted-average discount rate based on yield curves of high quality, fixed income debt instruments used to measure the benefit obligation at the beginning of the period. This new method uses the spot yield curve approach to estimate the service and interest costs by applying the specific spot rates along the yield curve to the projected cash outflows of our obligations. The new method provides a more precise measure of interest and service costs by improving the correlation between the projected benefit cash flows and the specific spot yield curve rates. The change does not affect the measurement of the total benefit obligations as the change in service and interest costs is recorded in the actuarial gains and losses recorded in accumulated other comprehensive loss. We accounted for this as a change in estimate prospectively beginning in 2016.

If the 2016 expected return on plan assets for U.S. plans were to change by a quarter percentage point, income before income taxes would change by \$23.4 million. If our assumption regarding the 2016 expected age of future retirees for U.S. plans were adjusted by one year, our income before income taxes would be affected by \$43.8 million. The U.S. plans, including Puerto Rico, represent approximately 75 percent and 80 percent of the total projected benefit obligation and total plan assets, respectively, at December 31, 2016.

Income Taxes

Background and Uncertainties

We prepare and file tax returns based on our interpretation of tax laws and regulations and record estimates based on these judgments and interpretations. In the normal course of business, our tax returns are subject to examination by various taxing authorities, which may result in future tax, interest, and penalty assessments by these authorities. Inherent uncertainties exist in estimates of many tax positions due to changes in tax law resulting from legislation, regulation, and/or as concluded through the various jurisdictions' tax court systems. We recognize the tax benefit from an uncertain tax position only if it is more likely than not that the tax position will be sustained on examination by the taxing authorities, based on the technical merits of the position. The tax benefits recognized in the financial statements from such a position are measured based on the largest benefit that has a greater than 50 percent likelihood of being realized upon ultimate resolution. The amount of unrecognized tax benefits is adjusted for changes in facts and circumstances. For example, adjustments could result from significant amendments to existing tax law, the issuance of regulations or interpretations by the taxing authorities, new information obtained during a tax examination, or resolution of an examination. We believe our estimates for uncertain tax positions are appropriate and sufficient to pay assessments that may result from examinations of our tax returns. We recognize both accrued interest and penalties related to unrecognized tax benefits in income tax expense.

We have recorded valuation allowances against certain of our deferred tax assets, primarily those that have been generated from net operating losses and tax credit carryforwards in certain taxing jurisdictions. In evaluating whether we would more likely than not recover these deferred tax assets, we have not assumed any future taxable income or tax planning strategies in the jurisdictions associated with these carryforwards where history does not support such an assumption. Implementation of tax planning strategies to recover these deferred tax assets or future income generation in these jurisdictions could lead to the reversal of these valuation allowances and a reduction of income tax expense.

Financial Statement Impact

As of December 31, 2016, a 5 percent change in the amount of the uncertain tax positions and the valuation allowance would result in a change in net income of \$19.1 million and \$32.4 million, respectively.

Acquisitions

Background and Uncertainties

To determine whether acquisitions or licensing transactions should be accounted for as a business combination or as an asset acquisition, we make certain judgments, which include assessing whether the acquired set of activities and assets would meet the definition of a business under the relevant accounting rules. As discussed further in Note 2 to the consolidated financial statements, a modified definition of a business is effective for our acquisitions subsequent to October 1, 2016.

If the acquired set of activities and assets meets the definition of a business, assets acquired and liabilities assumed are required to be recorded at their respective fair values as of the acquisition date. The excess of the purchase price over the fair value of the acquired net assets, where applicable, is recorded as goodwill. If the acquired set of activities and assets does not meet the definition of a business, the transaction is recorded as an acquisition of assets and, therefore, any acquired IPR&D that does not have an alternative future use is charged to expense at the acquisition date, and goodwill is not recorded. Refer to Note 3 to the consolidated financial statements for additional information.

The judgments made in determining estimated fair values assigned to assets acquired and liabilities assumed in a business combination, as well as estimated asset lives, can materially affect our consolidated results of operations. The fair values of intangible assets, including acquired IPR&D, are determined using information available near the acquisition date based on expectations and assumptions that are deemed reasonable by management. Depending on the facts and circumstances, we may deem it necessary to engage an independent valuation expert to assist in valuing significant assets and liabilities.

The fair values of identifiable intangible assets are primarily determined using an "income method," as described in Note 8 to the consolidated financial statements.

The fair value of any contingent consideration liability that results from a business combination is determined using a market approach based on quoted market values, significant other observable inputs for identical or comparable assets or liabilities, or a discounted cash flow analysis. Estimating the fair value of contingent consideration requires the use of significant estimates and judgments, including, but not limited to, revenue and the discount rate.

Financial Statement Impact

As of December 31, 2016, a 5 percent change in the contingent consideration liability would result in a change in income before income taxes of \$22.9 million.

LEGAL AND REGULATORY MATTERS

Information relating to certain legal proceedings can be found in Note 15 to the consolidated financial statements and is incorporated here by reference.

FINANCIAL EXPECTATIONS FOR 2017

For the full year of 2017, we expect EPS to be in the range of \$2.69 to \$2.79, which reflects the estimated acquired IPR&D charge related to the planned acquisition of CoLucid. We anticipate that total revenue will be between \$21.8 billion and \$22.3 billion. Excluding the impact of foreign exchange rates, we expect revenue growth from animal health products and a number of established pharmaceutical products including Trajenta, Forteo, and Humalog, as well as higher revenue from new products including Trulicity, Taltz, Basaglar[®], Cyramza, Jardiance, and Lartruvo.

We anticipate that gross margin as a percent of revenue will be approximately 73.5 percent in 2017. Research and development expenses are expected to be in the range of \$4.9 billion to \$5.1 billion. Marketing, selling, and administrative expenses are expected to be in the range of \$6.4 billion to \$6.6 billion. Other—net, (income) expense is expected to be income of up to \$100 million.

The 2017 tax rate is expected to be approximately 24.5 percent which reflects the non-deductibility for tax purposes of the estimated acquired IPR&D charge related to the planned acquisition of CoLucid.

Capital expenditures are expected to be approximately \$1.2 billion.

Amortization and inventory step-up costs associated with the acquisition of Boehringer Ingelheim Vetmedica, Inc.'s U.S. feline, canine, and rabies vaccines portfolio included in our 2017 financial guidance are subject to final inventory quantities purchased and acquisition accounting adjustments. The acquired IPR&D charge related to the planned acquisition of CoLucid included in our 2017 financial guidance is subject to final accounting upon completion of the acquisition.

Item 7A. Quantitative and Qualitative Disclosures About Market Risk

You can find quantitative and qualitative disclosures about market risk (e.g., interest rate risk) at Item 7, "Management's Discussion and Analysis—Financial Condition." That information is incorporated in this report by reference.

Item 8. Financial Statements and Supplementary Data

Consolidated Statements of Operations

ELI LILLY AND COMPANY AND SUBSIDIARIES

(Dollars in millions and shares in thousands, except per-share data)

	Year Ended December 31	2016	2015	2014
Revenue		\$ 21,222.1	\$ 19,958.7	\$ 19,615.6
Costs, expenses, and other:				
Cost of sales		5,654.9	5,037.2	4,932.5
Research and development		5,243.9	4,796.4	4,733.6
Marketing, selling, and administrative		6,452.0	6,533.0	6,620.8
Acquired in-process research and development (Notes 3 and 4)		30.0	535.0	200.2
Asset impairment, restructuring, and other special charges (Note 5)		382.5	367.7	468.7
Other—net, (income) expense (Note 17)		84.8	(100.6)	(340.5)
		<u>17,848.1</u>	<u>17,168.7</u>	<u>16,615.3</u>
Income before income taxes		3,374.0	2,790.0	3,000.3
Income taxes (Note 13)		636.4	381.6	609.8
Net income		<u>\$ 2,737.6</u>	<u>\$ 2,408.4</u>	<u>\$ 2,390.5</u>
Earnings per share:				
Basic		\$ 2.59	\$ 2.27	\$ 2.23
Diluted		\$ 2.58	\$ 2.26	\$ 2.23
Shares used in calculation of earnings per share:				
Basic		1,058,324	1,061,913	1,069,932
Diluted		1,061,825	1,065,720	1,074,286

See notes to consolidated financial statements.

Consolidated Statements of Comprehensive Income

ELI LILLY AND COMPANY AND SUBSIDIARIES (Dollars in millions)

	Year Ended December 31	2016	2015	2014
Net income		\$ 2,737.6	\$ 2,408.4	\$ 2,390.5
Other comprehensive income (loss):				
Change in foreign currency translation gains (losses)		(436.4)	(859.8)	(961.4)
Change in net unrealized gains and losses on securities		303.0	(138.1)	(162.2)
Change in defined benefit pension and retiree health benefit plans (Note 14)		(512.8)	572.9	(1,327.6)
Change in effective portion of cash flow hedges		11.7	(42.0)	(14.5)
Other comprehensive income (loss) before income taxes		(634.5)	(467.0)	(2,465.7)
Provision for income taxes related to other comprehensive income (loss) items		(10.6)	(121.9)	476.6
Other comprehensive income (loss) (Note 16) ⁽¹⁾		(645.1)	(588.9)	(1,989.1)
Comprehensive income		\$ 2,092.5	\$ 1,819.5	\$ 401.4

⁽¹⁾ Other comprehensive loss in 2016 consists of \$693.3 million of other comprehensive loss attributable to controlling interest and \$48.2 million of other comprehensive income attributable to non-controlling interest.

See notes to consolidated financial statements.

Consolidated Balance Sheets

ELI LILLY AND COMPANY AND SUBSIDIARIES
(Dollars in millions, shares in thousands)

	December 31	2016	2015
Assets			
<i>Current Assets</i>			
Cash and cash equivalents (Note 7)	\$ 4,582.1	\$ 3,666.4	
Short-term investments (Note 7)	1,456.5	785.4	
Accounts receivable, net of allowances of \$40.3 (2016) and \$44.3 (2015)	4,029.4	3,513.0	
Other receivables	736.9	558.6	
Inventories (Note 6)	3,561.9	3,445.8	
Prepaid expenses and other	734.6	604.4	
Total current assets	15,101.4	12,573.6	
<i>Other Assets</i>			
Investments (Note 7)	5,207.5	3,646.6	
Goodwill (Note 8)	3,972.7	4,039.9	
Other intangibles, net (Note 8)	4,357.9	5,034.8	
Sundry	1,913.8	2,220.5	
Total other assets	15,451.9	14,941.8	
Property and equipment, net (Note 9)	8,252.6	8,053.5	
Total assets	\$ 38,805.9	\$ 35,568.9	
Liabilities and Equity			
<i>Current Liabilities</i>			
Short-term borrowings and current maturities of long-term debt (Note 10)	\$ 1,937.4	\$ 6.1	
Accounts payable	1,349.3	1,338.2	
Employee compensation	896.9	967.0	
Sales rebates and discounts	3,914.9	2,560.1	
Dividends payable	548.1	539.0	
Income taxes payable (Note 13)	119.1	358.9	
Other current liabilities	2,220.9	2,460.3	
Total current liabilities	10,986.6	8,229.6	
<i>Other Liabilities</i>			
Long-term debt (Note 10)	8,367.8	7,972.4	
Accrued retirement benefits (Note 14)	2,453.9	2,160.3	
Long-term income taxes payable (Note 13)	688.9	868.9	
Other noncurrent liabilities	2,228.2	1,747.4	
Total other liabilities	13,738.8	12,749.0	
<i>Commitments and Contingencies (Note 15)</i>			
<i>Eli Lilly and Company Shareholders' Equity (Notes 11 and 12)</i>			
Common stock—no par value			
Authorized shares: 3,200,000			
Issued shares: 1,101,586 (2016) and 1,106,063 (2015)	688.5	691.3	
Additional paid-in capital	5,640.6	5,552.1	
Retained earnings	16,046.3	16,011.8	
Employee benefit trust	(3,013.2)	(3,013.2)	
Accumulated other comprehensive loss (Note 16)	(5,274.0)	(4,580.7)	
Cost of common stock in treasury	(80.5)	(90.0)	
Total Eli Lilly and Company shareholders' equity	14,007.7	14,571.3	
Noncontrolling interests	72.8	19.0	
Total equity	14,080.5	14,590.3	
Total liabilities and equity	\$ 38,805.9	\$ 35,568.9	

See notes to consolidated financial statements.

Consolidated Statements of Shareholders' Equity

ELI LILLY AND COMPANY AND SUBSIDIARIES (Dollars in millions, shares in thousands)	Common Stock		Additional Paid-in Capital	Retained Earnings	Accumulated Other Comprehensive Loss	Common Stock in Treasury		Employee Benefit Trust	Shareholders' Equity
	Shares	Amount				Shares	Amount		
Balance at January 1, 2014	1,117,628	\$ 698.5	\$ 5,050.0	\$ 16,992.4	\$ (2,002.7)	833	\$ (93.6)	\$ (3,013.2)	\$ 17,631.4
Net income				2,390.5					2,390.5
Other comprehensive income (loss), net of tax					(1,989.1)				(1,989.1)
Cash dividends declared per share: \$1.97				(2,108.1)					(2,108.1)
Retirement of treasury shares	(12,579)	(7.9)		(792.1)		(12,579)	800.0		—
Purchase of treasury shares						12,579	(800.0)		(800.0)
Issuance of stock under employee stock plans, net	6,388	4.0	86.3			(23)	2.2		92.5
Stock-based compensation			156.0						156.0
Balance at December 31, 2014	1,111,437	694.6	5,292.3	16,482.7	(3,991.8)	810	(91.4)	(3,013.2)	15,373.2
Net income				2,408.4					2,408.4
Other comprehensive income (loss), net of tax					(588.9)				(588.9)
Cash dividends declared per share: \$2.01				(2,136.0)					(2,136.0)
Retirement of treasury shares	(9,877)	(6.2)		(743.3)		(9,877)	749.5		—
Purchase of treasury shares						9,877	(749.5)		(749.5)
Issuance of stock under employee stock plans, net	4,503	2.9	42.0			(14)	1.4		46.3
Stock-based compensation			217.8						217.8
Balance at December 31, 2015	1,106,063	691.3	5,552.1	16,011.8	(4,580.7)	796	(90.0)	(3,013.2)	14,571.3
Net income				2,737.6					2,737.6
Other comprehensive income (loss), net of tax					(693.3)				(693.3)
Cash dividends declared per share: \$2.05				(2,167.6)					(2,167.6)
Retirement of treasury shares	(7,306)	(4.6)		(535.5)		(7,306)	540.1		—
Purchase of treasury shares			(60.0)			7,306	(540.1)		(600.1)
Issuance of stock under employee stock plans, net	2,829	1.8	(106.8)			(85)	9.5		(95.5)
Stock-based compensation			255.3						255.3
Balance at December 31, 2016	1,101,586	\$ 688.5	\$ 5,640.6	\$ 16,046.3	\$ (5,274.0)	711	\$ (80.5)	\$ (3,013.2)	\$ 14,007.7

See notes to consolidated financial statements.

Consolidated Statements of Cash Flows

ELI LILLY AND COMPANY AND SUBSIDIARIES
(Dollars in millions)

	Year Ended December 31	2016	2015	2014
Cash Flows from Operating Activities				
Net income		\$ 2,737.6	\$ 2,408.4	\$ 2,390.5
Adjustments to Reconcile Net Income to Cash Flows from Operating Activities:				
Depreciation and amortization		1,496.6	1,427.7	1,379.0
Change in deferred income taxes		439.5	(748.4)	36.8
Stock-based compensation expense		255.3	217.8	156.0
Acquired in-process research and development		30.0	535.0	200.2
Net proceeds from (payments for) terminations of interest rate swaps		(3.4)	(186.1)	340.7
Other non-cash operating activities, net		379.5	449.4	280.7
Other changes in operating assets and liabilities, net of acquisitions and divestitures:				
Receivables—(increase) decrease		(709.4)	(304.5)	117.4
Inventories—(increase) decrease		(328.2)	(736.3)	(307.1)
Other assets—(increase) decrease		(265.5)	(288.5)	673.2
Accounts payable and other liabilities—increase (decrease)		819.0	190.1	(809.0)
Net Cash Provided by Operating Activities		4,851.0	2,964.6	4,458.4
Cash Flows from Investing Activities				
Purchases of property and equipment		(1,037.0)	(1,066.2)	(1,162.6)
Disposals of property and equipment		73.4	92.6	15.3
Cash released (restricted) for pending acquisition (Note 3)		—	5,405.6	(5,405.6)
Proceeds from sales and maturities of short-term investments		1,642.0	2,161.8	4,054.1
Purchases of short-term investments		(1,327.4)	(842.2)	(1,637.8)
Proceeds from sales of noncurrent investments		2,086.0	3,068.4	11,009.4
Purchases of noncurrent investments		(4,346.0)	(3,226.5)	(9,802.7)
Proceeds from sale of product rights		—	410.0	—
Purchase of product rights		—	—	(308.3)
Purchases of in-process research and development		(55.0)	(560.0)	(95.0)
Cash paid for acquisitions, net of cash acquired (Note 3)		(45.0)	(5,283.1)	(551.4)
Other investing activities, net		(130.1)	(133.6)	(24.5)
Net Cash Provided by (Used for) Investing Activities		(3,139.1)	26.8	(3,909.1)
Cash Flows from Financing Activities				
Dividends paid		(2,158.5)	(2,127.3)	(2,101.2)
Net change in short-term borrowings		1,293.2	(2,680.6)	2,680.6
Proceeds from issuance of long-term debt		1,206.6	4,454.7	992.9
Repayments of long-term debt		(0.2)	(1,955.7)	(1,034.8)
Purchases of common stock		(600.1)	(749.5)	(800.0)
Other financing activities, net		(300.8)	(52.6)	96.1
Net Cash Used for Financing Activities		(559.8)	(3,111.0)	(166.4)
Effect of exchange rate changes on cash and cash equivalents		(236.4)	(85.6)	(341.5)
Net increase (decrease) in cash and cash equivalents		915.7	(205.2)	41.4
Cash and cash equivalents at beginning of year		3,666.4	3,871.6	3,830.2
Cash and Cash Equivalents at End of Year		\$ 4,582.1	\$ 3,666.4	\$ 3,871.6

See notes to consolidated financial statements.

Notes to Consolidated Financial Statements

ELI LILLY AND COMPANY AND SUBSIDIARIES

(Tables present dollars in millions, except per-share data)

Note 1: Summary of Significant Accounting Policies

Basis of presentation

The accompanying consolidated financial statements have been prepared in accordance with accounting principles generally accepted in the United States (GAAP). The accounts of all wholly-owned and majority-owned subsidiaries are included in the consolidated financial statements. Where our ownership of consolidated subsidiaries is less than 100 percent, the noncontrolling shareholders' interests are reflected as a separate component of equity. All intercompany balances and transactions have been eliminated.

The preparation of financial statements in conformity with GAAP requires management to make estimates and assumptions that affect the reported amounts of assets, liabilities, revenues, expenses, and related disclosures at the date of the financial statements and during the reporting period. Actual results could differ from those estimates. We issued our financial statements by filing with the Securities and Exchange Commission and have evaluated subsequent events up to the time of the filing.

Certain reclassifications have been made to prior periods in the consolidated financial statements and accompanying notes to conform with the current presentation.

All per-share amounts, unless otherwise noted in the footnotes, are presented on a diluted basis, that is, based on the weighted-average number of outstanding common shares plus the effect of incremental shares from our stock-based compensation programs.

Revenue recognition

We recognize revenue from sales of products at the time title of goods passes to the buyer and the buyer assumes the risks and rewards of ownership. Provisions for returns, discounts, and rebates are established in the same period the related sales are recognized.

In arrangements involving the delivery of more than one element (e.g., research and development, marketing and selling, manufacturing, and distribution), each required deliverable is evaluated to determine whether it qualifies as a separate unit of accounting. Our determination is based on whether the deliverable has "standalone value" to the customer. If a deliverable does not qualify as a separate unit of accounting, it is combined with the other applicable undelivered item(s) within the arrangement and these combined deliverables are treated as a single unit of accounting. The arrangement's consideration that is fixed or determinable is then allocated to each separate unit of accounting based on the relative selling price of each deliverable.

Initial fees we receive in collaborative and other similar arrangements from the partnering of our compounds under development are generally deferred and amortized into income through the expected product approval date. Initial fees may also be received for out-licensing agreements that include both an out-license of our marketing rights to commercialized products and a related commitment to supply the products. When we have determined that the marketing rights do not have standalone value, the initial fees received are generally deferred and amortized to income as net product sales over the term of the supply agreement.

Royalty revenue from licensees, which is based on third-party sales of licensed products and technology, is recorded as earned in accordance with the contract terms when third-party sales can be reasonably measured and collection of the funds is reasonably assured. This royalty revenue is included in collaboration and other revenue.

Profit-sharing due from our collaboration partners, which is based upon gross margins reported to us by our partners, is recognized as collaboration and other revenue as earned.

Developmental milestone payments earned by us are generally recorded in other-net, (income) expense. We immediately recognize the full amount of developmental milestone payments due to us upon the achievement of the milestone event if the event is objectively determinable and the milestone is substantive in its entirety. A milestone is considered substantive if the consideration earned 1) relates solely to past performance, 2) is

commensurate with the enhancement in the pharmaceutical or animal health product's value associated with the achievement of the important event in its development life cycle, and 3) is reasonable relative to all of the deliverables and payment terms within the arrangement. If a milestone payment to us is part of a multiple-element commercialization arrangement and is triggered by the initiation of the commercialization period (e.g., regulatory approval for marketing or launch of the product) or the achievement of a sales-based threshold, we amortize the payment to income as we perform under the terms of the arrangement. See Note 4 for specific agreement details.

Research and development expenses and acquired in-process research and development

Research and development expenses include the following:

- Research and development costs, which are expensed as incurred.
- Milestone payment obligations incurred prior to regulatory approval of the product, which are accrued when the event requiring payment of the milestone occurs.

Acquired in-process research and development (IPR&D) expense includes the initial costs of IPR&D projects, acquired directly in a transaction other than a business combination, that do not have an alternative future use.

Earnings per share

We calculate basic earnings per share (EPS) based on the weighted-average number of common shares outstanding and incremental shares from potential participating securities. We calculate diluted EPS based on the weighted-average number of common shares outstanding, including incremental shares from our stock-based compensation programs.

Foreign Currency Translation

Operations in our subsidiaries outside the United States (U.S.) are recorded in the functional currency of each subsidiary which is determined by a review of the environment where each subsidiary primarily generates and expends cash. The results of operations for our subsidiaries outside the U.S. are translated from functional currencies into U.S. dollars using the weighted average currency rate for the period. Assets and liabilities are translated using the period end exchange rates. The U.S. dollar effects that arise from translating the net assets of these subsidiaries are recorded in other comprehensive income (loss).

Other significant accounting policies

Our other significant accounting policies are described in the remaining appropriate notes to the consolidated financial statements.

Note 2: Implementation of New Financial Accounting Pronouncements

During 2016, we elected to early adopt Accounting Standards Update 2016-09, *Compensation - Stock Compensation: Improvements to Employee Share-Based Payment Accounting* which changes the accounting and reporting for certain aspects of share-based payments to employees. This standard requires us to reflect any adjustments relating to share-based payments to employees as of January 1, 2016, the beginning of the annual period that includes the interim period of adoption. The following table provides a brief description of the changes to the presentation of the financial statements and the impact of adoption:

Description of changes	Method of adoption	Effect on the financial statements or other significant matters
All excess tax benefits and tax deficiencies are recognized in the statement of operations as a discrete item in the reporting period in which they occur.	Prospective	We recognized \$39.5 million of excess tax benefits in income taxes in 2016. We cannot predict the impact on our consolidated financial statements in future reporting periods following adoption as this will be dependent upon various factors including the number of shares issued and changes in the price of our stock between the grant date and settlement date.
Excess tax benefits and deficiencies on the statement of cash flows are classified as an operating activity.	Retrospective	We reclassified \$72.5 million of excess tax benefits in 2015 and \$2.1 million of excess tax deficiencies in 2014 from cash flows from financing activities to cash flows from operating activities on the consolidated statements of cash flows.
Employee taxes paid when an employer withholds shares for tax-withholding purposes on the statement of cash flows are classified as a financing activity.	Retrospective	We reclassified \$119.3 million and \$93.4 million in 2015 and 2014, respectively, of employee taxes paid from cash flows from operating activities to cash flows from financing activities on the consolidated statements of cash flows.

As of December 31, 2016, we adopted Accounting Standards Update 2015-07, *Disclosures for Investments in Certain Entities that Calculate Net Asset Value per Share (or Its Equivalent)*. This standard removed the requirement to categorize within the fair value hierarchy all investments for which fair value is measured using the net asset value (NAV) per share as a practical expedient. This standard was adopted retrospectively and only impacted the disclosure of our benefit plan investments in Note 14.

As of October 1, 2016, we adopted Accounting Standards Update 2017-01, *Clarifying the Definition of a Business*. This definition is used in determining whether acquisitions are accounted for as business combinations or as the acquisition of assets. This standard modifies the definition of a business, including providing a screen to determine when an acquired set of assets and activities is not a business. The screen requires that when substantially all of the fair value of the gross assets acquired is concentrated in a single identifiable asset or a group of similar identifiable assets, the set is not a business. The standard also makes other modifications to clarify what must be included in an acquired set for it to be a business and how to evaluate the set to determine whether it is a business. Our acquisitions subsequent to October 1, 2016, are subject to the application of the modified definition. The new definition would also be used to evaluate whether any disposals represent the disposal of a business.

The following table provides a brief description of accounting standards that have not yet been adopted and could have a material effect on our financial statements:

Standard	Description	Effective Date	Effect on the financial statements or other significant matters
Accounting Standards Update 2014-09, <i>Revenue from Contracts with Customers</i>	This standard will replace existing revenue recognition standards and will require entities to recognize revenues to depict the transfer of promised goods or services to customers in an amount that reflects the consideration to which the entity expects to be entitled in exchange for those goods or services. An entity can apply the new revenue standard retrospectively to each prior reporting period presented or with the cumulative effect of initially applying the standard recognized at the date of initial application in retained earnings. We currently plan to use the latter approach.	This standard is effective January 1, 2018, but we are permitted to adopt this standard one year earlier if we choose. We intend to adopt this standard on January 1, 2018.	<p>We are in the process of evaluating the impact of the adoption of the standard. We have identified two revenue streams from our contracts with customers: 1) product sales and 2) licensing arrangements.</p> <p>While our evaluation of our contracts for product sales is not yet complete, based upon the results of our work to date we currently do not expect the application of the new standard to these contracts to have a material impact to our consolidated financial statements either at initial implementation or on an ongoing basis.</p> <p>We are in the process of reviewing arrangements in which we have licensed or sold intellectual property and are not yet able to estimate the anticipated impact to our consolidated financial statements from the application of the new standard to our arrangements as we continue to interpret and apply the principles in the new standard to our arrangements.</p>
Accounting Standards Update 2016-01, <i>Financial Instruments - Overall: Recognition and Measurement of Financial Assets and Financial Liabilities</i>	This standard will require entities to recognize changes in the fair value of equity investments with readily determinable fair values in net income (except for investments accounted for under the equity method of accounting or those that result in consolidation of the investee). An entity should apply the new standard through a cumulative effect adjustment to retained earnings as of the beginning of the fiscal year of adoption.	This standard is effective January 1, 2018. Early adoption of the majority of the amendments in this standard is not permitted, however, early application of certain amendments is permitted. We intend to fully adopt this standard on January 1, 2018.	We are unable to estimate the impact of adopting this standard as the significance of the impact will depend upon our equity investments as of the date of adoption.

Standard	Description	Effective Date	Effect on the financial statements or other significant matters
Accounting Standards Update 2016-02, <i>Leases</i>	This standard was issued to increase transparency and comparability among organizations by recognizing lease assets and lease liabilities, including leases classified as operating leases under current GAAP, on the balance sheet and requiring additional disclosures about leasing arrangements. This standard requires a modified retrospective approach to adoption.	This standard is effective January 1, 2019, with early adoption permitted. We intend to adopt this standard on January 1, 2019.	We are in the process of determining the potential impact on our consolidated financial statements.
Accounting Standards Update 2016-16, <i>Income Taxes: Intra-Entity Transfers of Assets Other Than Inventory</i>	This standard will require entities to recognize the income tax consequences of intra-entity transfers of assets other than inventory at the time of transfer. This standard requires a modified retrospective approach to adoption.	This standard is effective January 1, 2018, with early adoption permitted. We intend to adopt this standard on January 1, 2018.	We are continuing to assess the potential impact of this standard on our consolidated financial statements and currently estimate that the cumulative effect of initially applying the standard would result in an increase to the opening balance of retained earnings of approximately \$2 billion on January 1, 2018. This estimate is subject to change based upon 2017 intra-entity transfers of assets other than inventory and ongoing assessments of the future deductibility and realizability of the deferred tax assets that would result from implementation.

Note 3: Acquisitions

During 2015 and 2014, we completed the acquisitions of Novartis Animal Health (Novartis AH) and Lohmann SE (Lohmann AH), respectively. Additionally, on October 1, 2015, Bristol-Myers Squibb Company and E.R. Squibb (collectively, BMS) transferred to us their commercialization rights with respect to Erbitux® in the U.S. and Canada (collectively, North America) through a modification of our existing arrangement. We also had an immaterial acquisition of a business in April 2016. These transactions were accounted for as business combinations under the acquisition method of accounting. See Note 4 for additional information related to the Erbitux arrangement. The assets acquired and liabilities assumed were recorded at their respective fair values as of the acquisition date in our consolidated financial statements. The determination of estimated fair value required management to make significant estimates and assumptions. The excess of the purchase price over the fair value of the acquired net assets, where applicable, has been recorded as goodwill. The results of operations of these acquisitions are included in our consolidated financial statements from the dates of acquisition.

During 2016, we announced an agreement to acquire Boehringer Ingelheim Vetmedica, Inc.'s U.S. feline, canine, and rabies vaccine portfolio which was subsequently completed in January 2017. Details of this transaction are discussed below in Acquisitions of Businesses.

In addition to the acquisitions of businesses, we also acquired assets in development in 2016, 2015, and 2014 which are further discussed in this note below in Asset Acquisitions. Upon acquisition, the acquired

IPR&D related to these products was immediately written off as an expense because the products had no alternative future use. For the years ended December 31, 2016, 2015, and 2014, we recorded acquired IPR&D charges of \$30.0 million, \$535.0 million, and \$200.2 million, respectively. The 2016 charge was associated with the transaction discussed in this note below in Asset Acquisitions. The 2015 charges were associated with the transactions discussed in this note below in Asset Acquisitions and the upfront fee of \$200.0 million related to tanezumab. The 2014 charges were associated with the transactions discussed below in Asset Acquisitions and a \$55.2 million charge related to the transfer to us of Boehringer Ingelheim's rights to co-promote our new insulin glargine product in countries where it was not yet approved. See Note 4 for additional information related to the tanezumab and Boehringer Ingelheim arrangements.

In January 2017, we announced an agreement to acquire CoLucid Pharmaceuticals, Inc. (CoLucid), including its Phase III molecule, lasmiditan, an oral therapy for the acute treatment of migraine. Substantially all of the value of CoLucid is related to lasmiditan, its only significant asset, and we expect to account for the transaction as the acquisition of an asset. Under the terms of the agreement, we will acquire all of shares of CoLucid for a purchase price of \$46.50 per share or approximately \$960 million. The transaction is expected to close in the first quarter of 2017, subject to clearance under the Hart-Scott-Rodino Antitrust Improvements Act and other customary closing conditions. In addition, a shareholder lawsuit has been filed seeking to enjoin the closing of the transaction. We expect an acquired IPR&D charge of approximately \$850 million (no tax benefit) in the first quarter of 2017. The amount will not be finalized until after the completion of the acquisition.

Acquisitions of Businesses

Subsequent Event - Boehringer Ingelheim Vetmedica, Inc. Vaccine Portfolio Acquisition

Overview of Transaction

On January 3, 2017, we acquired Boehringer Ingelheim Vetmedica, Inc.'s U.S. feline, canine, and rabies vaccine portfolio in an all-cash transaction for approximately \$885 million, subject to final inventory quantities purchased and other adjustments. Under the terms of the agreement, we acquired a manufacturing and research and development site, a U.S. vaccine portfolio including vaccines used for the treatment of bordetella, Lyme disease, rabies, and parvovirus, among others, as well as several pipeline assets. The accounting impact of this acquisition and the results of the operations will be included in our financial statements beginning on January 3, 2017.

Assets Acquired and Liabilities Assumed

The initial accounting for this acquisition is incomplete. Significant, relevant information needed to complete the initial accounting is not available because the valuation of assets acquired and liabilities assumed is not complete. As a result, determining these values is not practicable and we are unable to disclose these values or provide other related disclosures at this time.

Novartis AH Acquisition

Overview of Transaction

On January 1, 2015, we acquired from Novartis AG all of the shares of certain Novartis subsidiaries and the assets and liabilities of other Novartis subsidiaries that were exclusively related to the Novartis AH business in an all-cash transaction for a total purchase price of \$5.28 billion, \$5.41 billion of which was funded by cash held in escrow at December 31, 2014.

As a condition to the clearance of the transaction under the Hart-Scott-Rodino Antitrust Improvements Act, following the closing of the acquisition of Novartis AH, we divested certain animal health assets in the U.S. related to the Sentinel[®] canine parasiticide franchise to Virbac Corporation for approximately \$410 million.

The acquired Novartis AH business consisted of the research and development, manufacture, marketing, sale and distribution of veterinary products to prevent and treat diseases in pets, farm animals, and farmed fish. Under the terms of the agreement, we acquired manufacturing sites, research and development facilities, a global commercial infrastructure and portfolio of products, a pipeline of projects in development, and employees.

Assets Acquired and Liabilities Assumed

The following table summarizes the amounts recognized for assets acquired and liabilities assumed as of the acquisition date:

Estimated Fair Value at January 1, 2015

Inventories	\$	380.2
Acquired in-process research and development		298.0
Marketed products ⁽¹⁾		1,953.0
Property and equipment		199.9
Assets held for sale (primarily the U.S. Sentinel rights)		422.7
Accrued retirement benefits		(108.7)
Deferred income taxes		(60.1)
Other assets and liabilities - net		(73.0)
Total identifiable net assets		3,012.0
Goodwill ⁽²⁾		2,271.1
Total consideration transferred - net of cash acquired	\$	5,283.1

⁽¹⁾ These intangible assets, which are being amortized to cost of sales on a straight-line basis over their estimated useful lives, were expected to have a weighted average useful life of 19 years.

⁽²⁾ The goodwill recognized from this acquisition is attributable primarily to expected synergies from combining the operations of Novartis AH with our legacy animal health business, future unidentified projects and products, and the assembled workforce of Novartis AH. Approximately \$1.0 billion of the goodwill associated with this acquisition is deductible for tax purposes.

Actual and Supplemental Pro Forma Information

Our consolidated statement of operations for the year ended December 31, 2015 includes Novartis AH revenue of \$1.02 billion. For 2015, Novartis AH was partially integrated into our animal health segment and as a result of these integration efforts, certain parts of the animal health business were operating on a combined basis, and we could not distinguish the operations between Novartis AH and our legacy animal health business.

The following unaudited pro forma financial information presents the combined consolidated results of our operations with Novartis AH as if the portion of Novartis AH that we retained after the sale to Virbac had been acquired as of January 1, 2014. We have adjusted the historical consolidated financial information to give effect to pro forma events that are directly attributable to the acquisition. The unaudited pro forma financial information is not necessarily indicative of what our consolidated results of operations would have been had we completed the acquisition at the beginning of 2014. In addition, the unaudited pro forma financial information does not attempt to project the future results of operations of our combined company.

	Unaudited Pro Forma Consolidated Results	
	2015	2014
Revenue	\$ 19,958.7	\$ 20,696.7
Net income	2,518.1	2,127.9
Diluted earnings per share	2.36	1.98

The unaudited pro forma financial information above reflects primarily the following pro forma pretax adjustments:

- Additional amortization expense of approximately \$104 million for the year ended December 31, 2014, related to the fair value of identifiable intangible assets acquired.
- Additional cost of sales in 2014, and a corresponding reduction in cost of sales in 2015, of approximately \$153 million related to the fair value adjustments to acquisition date inventory that was sold in the year ended December 31, 2015.

- A decrease to pro forma net income of approximately \$112 million in the year ended December 31, 2014, associated with an increase to interest expense related to the incremental debt that we issued to partially finance the acquisition and a reduction of interest income associated with investments which would have been used to partially fund the acquisition.

In addition, all of the above adjustments were adjusted for the applicable tax impact. The taxes associated with the adjustments above reflect the statutory tax rates in the various jurisdictions where the fair value adjustments occurred.

Lohmann AH Acquisition

On April 30, 2014, we acquired Lohmann AH, a privately-held company headquartered in Cuxhaven, Germany, through a stock purchase for a total purchase price of \$591.2 million, comprised of \$551.4 million of net cash plus \$39.8 million of assumed debt. Lohmann AH was a global leader in poultry vaccines. As part of this transaction, we acquired the rights to a range of vaccines, commercial capabilities, and manufacturing sites in Germany and the U.S. The acquisition was not material to our consolidated financial statements.

The following table summarizes the amounts recognized for assets acquired and liabilities assumed as of the acquisition date:

Estimated Fair Value at April 30, 2014

Marketed products	\$	275.4
Other intangible assets		23.9
Property and equipment		81.9
Deferred income taxes		(92.7)
Other assets and liabilities - net		51.1
Total identifiable net assets		339.6
Goodwill ⁽¹⁾		251.6
Total consideration transferred - net of cash acquired	\$	591.2

⁽¹⁾ Goodwill associated with this acquisition is not deductible for tax purposes.

Asset Acquisitions

The following table summarizes our asset acquisitions during 2016, 2015, and 2014, which are discussed in detail below.

Counterparty	Compound(s) or Therapy	Acquisition Month	Phase of Development ⁽¹⁾	Acquired IPR&D Expense
AstraZeneca	Antibody selective for amyloid-beta 42 (A β 42) - MEDI1814	December 2016	Phase I	\$ 30.0
Innovent Biologics, Inc. (Innovent)	Monoclonal antibody targeting protein CD-20 Immuno-oncology molecule cMet monoclonal antibody	March 2015	Pre-clinical ⁽²⁾	56.0
Hanmi Pharmaceutical Co., Ltd. (Hanmi)	BTK Inhibitor - HM71224	April 2015	Phase I	50.0
BioNTech AG (BioNTech)	Cancer immunotherapies	May 2015	Pre-clinical	30.0
Locemia Solutions	Intranasal glucagon	October 2015	Phase III	149.0
Undisclosed	Technology collaboration	December 2015	N/A	25.0
Halozyme Therapeutics, Inc. (Halozyme)	Recombinant human hyaluronidase enzyme - rHuPH20	December 2015	N/A	25.0
Immunocore Limited (Immunocore)	T cell-based cancer therapies	July 2014	Pre-clinical	45.0
AstraZeneca ⁽³⁾	Oral beta-secretase cleaving enzyme inhibitor - AZD3293	September 2014	Phase I	50.0
Adocia	BioChaperone Lispro	December 2014	Phase I	50.0

⁽¹⁾ The phase of development presented is as of the date of the arrangement.

⁽²⁾ Prior to acquisition, Innovent's monoclonal antibody targeting protein CD-20 had received investigational new drug approval in China to begin Phase I development.

⁽³⁾ See Note 4 for additional information on our collaboration with AstraZeneca related to this oral beta-secretase cleaving enzyme (BACE) inhibitor.

In connection with the arrangements described herein, our partners may be entitled to future royalties and/or commercial milestones based on sales should these products be approved for commercialization and/or milestones based on the successful progress of the compounds through the development process.

Our global collaboration agreement with AstraZeneca is to co-develop AstraZeneca's MEDI1814 compound being investigated for the treatment of Alzheimer's disease.

Our collaboration agreement with Innovent is to develop and commercialize a portfolio of cancer treatments. In China, we will be responsible for the commercialization efforts, while Innovent will lead the development and manufacturing efforts. Innovent also has co-promotion rights in China. We will be responsible for development, manufacturing, and commercialization efforts of Innovent's pre-clinical immuno-oncology molecules outside of China. Separate from the collaboration, we will continue the development of our cMet monoclonal antibody gene outside of China.

Our collaboration agreement with Hanmi is to develop and commercialize Hanmi's compound being investigated for the treatment of autoimmune and other diseases. We have rights to the molecule for all indications on a worldwide basis excluding Korea. We will be responsible for leading development, regulatory, manufacturing, and commercial efforts in our territories.

Our research collaboration with BioNTech is to discover novel cancer immunotherapies.

Our global collaboration and license agreement with Halozyme is to develop and commercialize products combining our proprietary compounds with Halozyme's ENHANZE™ platform to aid in the dispersion and absorption of other injected therapeutic drugs.

Our co-discovery and co-development collaboration with Immunocore is to research and potentially develop pre-clinical novel T cell-based cancer therapies.

Our collaboration agreement with Adocia was for the worldwide development and commercialization of Adocia's ultra-rapid insulin, a molecule being developed for the treatment of patients with type 1 and type 2 diabetes. In 2017, this collaboration was terminated, and as a result, all rights we received under the agreement have reverted back to Adocia.

Note 4: Collaborations and Other Arrangements

We often enter into collaborative and other similar arrangements to develop and commercialize drug candidates. Collaborative activities may include research and development, marketing and selling (including promotional activities and physician detailing), manufacturing, and distribution. These arrangements often require milestone and royalty or profit-share payments, contingent upon the occurrence of certain future events linked to the success of the asset in development, as well as expense reimbursements or payments to the collaboration partner. Elements within a collaboration are separated into individual units of accounting if they have standalone value from other elements within the arrangement. In these situations, the arrangement consideration is allocated to the elements on a relative selling price basis. Revenues related to products we sell pursuant to these arrangements are included in net product revenues, while other sources of revenue (e.g., royalties and profit sharing due from our partner) are included in collaboration and other revenue.

The following table summarizes our collaboration and other revenue, which is included in revenue in the consolidated statements of operations:

	2016		2015		2014
Collaboration and other revenue	\$ 833.7	\$	808.1	\$	788.4

Operating expenses for costs incurred pursuant to these arrangements are reported in their respective expense line item, net of any payments due to or reimbursements due from our collaboration partners, with such reimbursements being recognized at the time the party becomes obligated to pay. Each collaboration is unique in nature, and our more significant arrangements are discussed below.

Boehringer Ingelheim Diabetes Collaboration

We and Boehringer Ingelheim have a global agreement to jointly develop and commercialize a portfolio of diabetes compounds. Currently, included in the collaboration are Boehringer Ingelheim's oral diabetes products: Trajenta[®], Jentadueto[®], Jardiance[®], Glyxambi[®], and Synjardy[®], as well as our basal insulin: Basaglar[®].

The table below summarizes significant regulatory and commercialization events and milestones (received) paid for the compounds included in this collaboration:

Product Family	Product Status			Milestones (Deferred) Capitalized ⁽¹⁾	
	U.S.	Europe	Japan	Year	Amount
Trajenta ⁽²⁾	Launched 2011	Launched 2011	Launched 2011	2016	\$ —
				2015	—
				2014	—
				Cumulative ⁽⁴⁾	446.4
Jardiance ⁽³⁾	Launched 2014	Launched 2014	Launched 2015	2016	—
				2015	—
				2014	299.5
				Cumulative ⁽⁴⁾	299.5
Basaglar	Launched 2016	Launched 2015	Launched 2015	2016	(187.5)
				2015	—
				2014	(62.5)
				Cumulative ⁽⁴⁾	(250.0)

⁽¹⁾ In connection with the regulatory approvals of Basaglar in the U.S., Europe, and Japan, milestone payments received were recorded as deferred revenue and are being amortized through the term of the collaboration (2029) to collaboration and other revenue. In connection with the regulatory approvals of Trajenta and Jardiance, milestone payments made were capitalized as intangible assets and are being amortized to cost of sales.

⁽²⁾ Jentadueto is included in the Trajenta family of product results.

⁽³⁾ Glyxambi and Synjardy are included in the Jardiance family of product results.

⁽⁴⁾ The cumulative amount represents the total initial amounts that were (deferred) or capitalized from the start of this collaboration through the end of the reporting period.

In October 2014, we and Boehringer Ingelheim agreed upon certain changes to the operational and financial structure of our diabetes collaboration. Under the revised agreement the companies have continued their co-promotion work in 17 countries, representing over 90 percent of the collaboration's anticipated market opportunity. In the other countries, the companies exclusively commercialize the respective molecules they brought to the collaboration. The modifications became effective at the end of 2014 and changed the financial terms related to the modified countries; however, the financial impact resulting from the revised terms of the agreement in these countries has not been and is not anticipated to be material. As a result of these changes, we recorded a gain of \$92.0 million in 2014 related to the transfer to Boehringer Ingelheim of our license rights to co-promote linagliptin (Trajenta) and empagliflozin (Jardiance) in these countries, which was recorded as income in other-net, (income) expense. We also incurred a charge of \$55.2 million related to the transfer to us of Boehringer Ingelheim's rights to co-promote Basaglar in countries where it was not yet approved, which was recorded as acquired IPR&D expense.

With the exception of the countries affected by the amendment to the collaboration agreement, the companies share equally the ongoing development costs, commercialization costs and gross margin for any product resulting from the collaboration. We record our portion of the gross margin associated with Boehringer Ingelheim's compounds as collaboration and other revenue. We record our sales of Basaglar to third parties as net product revenue with the payments made to Boehringer Ingelheim for their portion of the gross margin recorded as cost of sales. For all compounds under this collaboration, we record our portion of the development and commercialization costs as research and development expense and marketing, selling, and administrative expense, respectively. Each company is entitled to potential performance payments depending on the sales of the molecules it contributes to the collaboration. These performance payments result in the owner of the molecule retaining a greater share of the agreed upon gross margin of that product.

The following table summarizes our collaboration and other revenue recognized with respect to the Trajenta and Jardiance families of products and revenue recognized with respect to Basaglar:

	2016	2015	2014
Trajenta	\$ 436.6	\$ 356.8	\$ 328.8
Jardiance	201.9	60.2	—
Basaglar	86.1	11.1	—

Erbitux

We have several collaborations with respect to Erbitux. The most significant collaborations are or, where applicable, were in Japan, and prior to the transfer of commercialization rights in the fourth quarter of 2015, the U.S. and Canada (Bristol-Myers Squibb Company); and worldwide except North America (Merck KGaA). Certain rights to Erbitux outside North America will remain with Merck KGaA (Merck) upon expiration of that agreement.

The following table summarizes our revenue recognized with respect to Erbitux:

	2016	2015	2014
Net product revenues - BMS	\$ —	\$ 23.3	\$ 46.1
Net product revenues - third party	587.0	152.3	—
Collaboration and other revenue	100.0	309.4	327.2
Revenue	\$ 687.0	\$ 485.0	\$ 373.3

Bristol-Myers Squibb Company

Pursuant to commercial agreements with BMS, we had been co-developing Erbitux in North America with BMS exclusively. A separate agreement grants co-exclusive rights among Merck, BMS, and us in Japan and expires in 2032. On October 1, 2015, BMS transferred their commercialization rights to us with respect to Erbitux in North America pursuant to a modification of our existing arrangement, and we began selling Erbitux at that time. This modification did not affect our rights with respect to Erbitux in other jurisdictions. In connection with the modification of terms, we provide consideration to BMS based upon a tiered percentage of net sales of Erbitux in North America estimated to average 38 percent through September 2018. The transfer of the commercialization rights was accounted for as an acquisition of a business.

The following table summarizes the amounts recognized for assets acquired and liabilities assumed as of the acquisition date:

Estimated Fair Value at October 1, 2015

Marketed products ⁽¹⁾	\$	602.1
Deferred tax asset		232.2
Deferred tax liability		(228.2)
Other assets and liabilities - net		57.2
Total identifiable net assets	\$	663.3
Total consideration - contingent consideration liability⁽²⁾	\$	(663.3)

⁽¹⁾ These intangible assets are being amortized to cost of sales using the straight-line method through the co-development period in North America as set forth in the original agreement, which was scheduled to expire in September 2018.

⁽²⁾ See Note 7 for discussion on the estimation of the contingent consideration liability.

Including the Erbitux business as if we had acquired it on January 1, 2015, our combined consolidated unaudited pro forma revenue and total Erbitux revenue would have been approximately \$20.2 billion and \$735 million, respectively, for the year ended December 31, 2015. This unaudited pro forma financial information adjusts the historical consolidated revenue to give effect to pro forma events that are directly attributable to the acquisition. There would have been no material change to our historical consolidated net income. The unaudited pro forma financial information is not necessarily indicative of what our consolidated revenues would have been had we completed the acquisition on January 1, 2015. In addition, the unaudited pro forma financial information does not attempt to project the future results of operations of our combined company.

Until the effective date of the transfer of the business, the arrangements between us and BMS were as set forth in this paragraph. Erbitux research and development and other costs were shared by both companies according to a predetermined ratio. Responsibilities associated with clinical and other ongoing studies were apportioned between the parties under the agreements. Collaborative reimbursements due to us for supply of clinical trial materials; for research and development; and for a portion of marketing, selling, and administrative expenses were recorded as a reduction to the respective expense line items on the consolidated statement of operations. We received a distribution fee in the form of a royalty from BMS, based on a percentage of net sales in North America, which was recorded in collaboration and other revenue. Royalties due to third parties were recorded as a reduction of collaboration and other revenue, net of any royalty reimbursements due from third parties. We were responsible for the manufacture and supply of all requirements of Erbitux in bulk-form active pharmaceutical ingredient (API) for clinical and commercial use in North America, and BMS purchased all of its requirements of API from us, subject to certain stipulations per the agreement. Sales of Erbitux API to BMS were reported in net product revenues.

Merck KGaA

A development and license agreement grants Merck exclusive rights to market Erbitux outside of North America until December 2018. A separate agreement grants co-exclusive rights among Merck, BMS, and us in Japan and expires in 2032. This agreement was amended in 2015 to grant Merck exclusive commercialization rights in Japan but did not result in any changes to our rights.

Merck manufactures Erbitux for supply in its territory as well as for Japan. We receive a royalty on the sales of Erbitux outside of North America, which is included in collaboration and other revenue as earned. Royalties due to third parties are recorded as a reduction of collaboration and other revenue, net of any royalty reimbursements due from third parties.

Effient®

We are in a collaborative arrangement with Daiichi Sankyo Co., Ltd. (Daiichi Sankyo) to develop, market, and promote Effient. Marketing rights for major territories are shown below. We and Daiichi Sankyo each have exclusive marketing rights in certain other territories.

Territory	Marketing Rights	Selling Party
U.S.	Co-promotion	Lilly
Major European markets	Co-promotion	Pre-January 1, 2016, Lilly Post-January 1, 2016, Daiichi Sankyo
Japan	Exclusive	Daiichi Sankyo

Beginning January 1, 2016, while major European markets continue to be a co-promotion territory under the terms of our arrangement, Daiichi Sankyo exclusively promotes Effient in these markets. The economic results for the major European markets continue to be shared in the same proportion as they were previously.

The parties share approximately 50/50 in the profits, as well as in the costs of development and marketing in the co-promotion territories. A third party manufactures bulk product, and we continue to produce the finished product for our exclusive and co-promotion territories, including the major European markets.

We record net product revenue in our exclusive and co-promotion territories where we are the selling party. Profit-share payments due to Daiichi Sankyo for co-promotion countries where we are the selling party are recorded as marketing, selling, and administrative expenses. Beginning January 1, 2016, any profit-share payments due to us from Daiichi Sankyo for the major European markets are recorded as collaboration and other revenue. We also record our share of the expenses in these co-promotion territories as marketing, selling, and administrative expenses. In our exclusive territories, we pay Daiichi Sankyo a royalty specific to these territories. All royalties due to Daiichi Sankyo and the third-party manufacturer are recorded in cost of sales.

The following table summarizes our revenue recognized with respect to Effient:

	2016	2015	2014
Revenue	\$ 535.2	\$ 523.0	\$ 522.2

Olumiant®

We have a worldwide license and collaboration agreement with Incyte Corporation (Incyte) which provides us the development and commercialization rights to its Janus tyrosine kinase inhibitor compound, now known as baricitinib (trade name Olumiant), and certain follow-on compounds, for the treatment of inflammatory and autoimmune diseases. Incyte has the right to receive tiered, double-digit royalty payments on future global sales with rates ranging up to 20 percent if the product is successfully commercialized. The agreement provides Incyte with options to co-develop these compounds on an indication-by-indication basis by funding 30 percent of the associated development costs from the initiation of a Phase IIb trial through regulatory approval in exchange for increased tiered royalties ranging up to percentages in the high twenties. Incyte exercised its option to co-develop Olumiant in rheumatoid arthritis and psoriatic arthritis in 2010 and 2017, respectively. The agreement calls for payments by us to Incyte associated with certain development, success-based regulatory, and sales-based milestones. In 2016, we incurred milestone-related expenses of \$55.0 million in connection with regulatory submissions in the U.S. and Europe which were recorded as research and development expenses. In 2017, we capitalized as an intangible asset a \$65.0 million milestone in connection with the regulatory approval in Europe, which will be amortized to cost of sales beginning upon product launch. After receipt of this milestone payment, Incyte will be eligible to receive up to \$295.0 million of additional payments from us contingent upon certain development and success-based regulatory milestones, of which \$115.0 million relates to regulatory decisions for a first indication. Incyte is also eligible to receive up to \$150.0 million of potential sales-based milestones.

Tanezumab

We have a collaboration agreement with Pfizer Inc. (Pfizer) to jointly develop and globally commercialize tanezumab for the treatment of osteoarthritis pain, chronic low back pain and cancer pain. Under the agreement, the companies share equally the ongoing development costs and, if successful, in gross margins and certain commercialization expenses. Following the U.S. Food and Drug Administration's (FDA's) decision in March 2015 to lift the partial clinical hold on tanezumab, certain Phase III trials resumed in July 2015. Upon the FDA's lifting of the partial clinical hold and the decision to continue the collaboration with Pfizer, we paid an upfront fee of \$200.0 million which was expensed as acquired IPR&D. As of December 31, 2016, Pfizer is eligible to receive up to \$350.0 million in success-based regulatory milestones and up to \$1.23 billion in a series of sales-based milestones, contingent upon the commercial success of tanezumab.

BACE Inhibitor

In September 2014, we entered into a collaboration agreement with AstraZeneca for the worldwide co-development and co-commercialization of AstraZeneca's AZD3293, a BACE inhibitor being investigated for the potential treatment of Alzheimer's disease. We are responsible for leading development efforts, while AstraZeneca will be responsible for manufacturing efforts. If successful, both parties will take joint responsibility for commercialization. Under the agreement, both parties share equally in the ongoing development costs and, if successful, in gross margins and certain other costs associated with commercialization of the molecule. We expensed \$50.0 million as acquired IPR&D at the inception of this arrangement. As a result of the molecule moving into Phase III testing, we incurred a \$100.0 million developmental milestone, which was recorded as research and development expense in 2016. As of December 31, 2016, AstraZeneca is eligible to receive up to \$350.0 million of additional payments from us contingent upon the achievement of certain development and success-based regulatory milestones.

Summary of Commission and Profit-Share Payments

The following table summarizes our aggregate amount of marketing, selling, and administrative expense associated with our commission and profit-sharing obligations for the collaborations and other arrangements described above:

	2016	2015	2014
Marketing, selling, and administrative	\$ 194.9	\$ 213.2	\$ 211.2

Note 5: Asset Impairment, Restructuring, and Other Special Charges

The components of the charges included in asset impairment, restructuring, and other special charges in our consolidated statements of operations are described below.

	2016	2015	2014
Severance:			
Human pharmaceutical products	\$ 85.9	\$ 81.5	\$ 225.5
Animal health	40.8	59.5	—
Total severance	126.7	141.0	225.5
Asset impairment (gains from facility sales) and other special charges:			
Human pharmaceutical products	(13.0)	24.6	204.4
Animal health	268.8	202.1	38.8
Total asset impairment and other special charges	255.8	226.7	243.2
Asset impairment, restructuring, and other special charges	\$ 382.5	\$ 367.7	\$ 468.7

Severance costs recognized during the years ended December 31, 2016, 2015 and 2014 resulted primarily from actions taken to reduce our cost structure, as well as the integration of Novartis AH in 2016 and 2015. Substantially all of the severance costs incurred during the year ended December 31, 2016 are expected to be paid by the end of 2017, and substantially all of the severance costs incurred during the years ended December 31, 2015 and 2014 have been paid.

Asset impairment and other special charges recognized during years ended December 31, 2016 and 2015 resulted primarily from integration costs and asset impairments due to product rationalization and site closures resulting from our acquisition and integration of Novartis AH, including the closure of a manufacturing facility in Ireland in 2016.

Asset impairment and other special charges recognized during the year ended December 31, 2014 resulted primarily from a \$180.8 million asset impairment charge related to our decision to close and sell a manufacturing plant located in Puerto Rico. The manufacturing plant was written down to its estimated fair value, which was based primarily on recent sales of similar assets.

Note 6: Inventories

We state all inventories at the lower of cost or market. We use the last-in, first-out (LIFO) method for the majority of our inventories located in the continental U.S. Other inventories are valued by the first-in, first-out (FIFO) method. FIFO cost approximates current replacement cost.

Inventories at December 31 consisted of the following:

	2016	2015
Finished products	\$ 987.3	\$ 1,053.4
Work in process	2,117.2	2,058.1
Raw materials and supplies	435.3	403.0
Total (approximates replacement cost)	3,539.8	3,514.5
Increase (reduction) to LIFO cost	22.1	(68.7)
Inventories	\$ 3,561.9	\$ 3,445.8

Inventories valued under the LIFO method comprised \$1.43 billion and \$1.30 billion of total inventories at December 31, 2016 and 2015, respectively.

Note 7: Financial Instruments

Financial instruments that potentially subject us to credit risk consist principally of trade receivables and interest-bearing investments. Wholesale distributors of life-science products account for a substantial portion of our trade receivables; collateral is generally not required. The risk associated with this concentration is mitigated by our ongoing credit-review procedures and insurance. A large portion of our cash is held by a few major financial institutions. We monitor our exposures with these institutions and do not expect any of these institutions to fail to meet their obligations. Major financial institutions represent the largest component of our investments in corporate debt securities. In accordance with documented corporate risk-management policies, we monitor the amount of credit exposure to any one financial institution or corporate issuer. We are exposed to credit-related losses in the event of nonperformance by counterparties to risk-management instruments but do not expect any counterparties to fail to meet their obligations given their high credit ratings.

We consider all highly liquid investments with a maturity of three months or less from the date of purchase to be cash equivalents. The cost of these investments approximates fair value.

Substantially all of our investments in debt and marketable equity securities are classified as available-for-sale. Investment securities with maturity dates of less than one year from the date of the balance sheet are classified as short-term. Available-for-sale securities are carried at fair value with the unrealized gains and losses, net of tax, reported in other comprehensive income (loss). The credit portion of unrealized losses on our debt securities considered to be other-than-temporary is recognized in earnings. The remaining portion of the other-than-temporary impairment on our debt securities is then recorded, net of tax, in other comprehensive income (loss). The entire amount of other-than-temporary impairment on our equity securities is recognized in earnings. We do not evaluate cost-method investments for impairment unless there is an indicator of impairment. We review these investments for indicators of impairment on a regular basis.

Investments in companies over which we have significant influence but not a controlling interest are accounted for using the equity method with our share of earnings or losses reported in other-net, (income) expense. We own no investments that are considered to be trading securities.

Our derivative activities are initiated within the guidelines of documented corporate risk-management policies and offset losses and gains on the assets, liabilities, and transactions being hedged. Management reviews the correlation and effectiveness of our derivatives on a quarterly basis.

For derivative instruments that are designated and qualify as fair value hedges, the derivative instrument is marked to market with gains and losses recognized currently in income to offset the respective losses and gains recognized on the underlying exposure. For derivative instruments that are designated and qualify as cash flow hedges, the effective portion of gains and losses is reported as a component of accumulated other comprehensive loss and reclassified into earnings in the same period the hedged transaction affects earnings. For derivative and non-derivative instruments that are designated and qualify as net investment hedges, the effective portion of foreign currency translation gains or losses due to spot rate fluctuations are reported as a component of accumulated other comprehensive loss. Hedge ineffectiveness is immediately recognized in earnings. Derivative contracts that are not designated as hedging instruments are recorded at fair value with the gain or loss recognized in current earnings during the period of change.

We may enter into foreign currency forward or option contracts to reduce the effect of fluctuating currency exchange rates (principally the euro, British pound, Japanese yen, and the Swiss franc). Foreign currency derivatives used for hedging are put in place using the same or like currencies and duration as the underlying exposures. Forward and option contracts are principally used to manage exposures arising from subsidiary trade and loan payables and receivables denominated in foreign currencies. These contracts are recorded at fair value with the gain or loss recognized in other-net, (income) expense. We may enter into foreign currency forward and option contracts and currency swaps as fair value hedges of firm commitments. Forward contracts generally have maturities not exceeding 12 months. At December 31, 2016, we had outstanding foreign currency forward commitments to purchase 1.24 billion U.S. dollars and sell 1.17 billion euro; commitments to purchase 2.13 billion euro and sell 2.24 billion U.S. dollars; commitments to purchase 246.0 million British pounds and sell 292.8 million euro; commitments to purchase 219.2 million U.S. dollars and sell 172.8 million British pounds, commitments to purchase 609.8 million U.S. dollars and sell 70.44 billion Japanese yen, and commitments to purchase 185.9 million Swiss francs and sell 183.3 million U.S. dollars, which will all settle within 30 days.

Foreign currency exchange risk is also managed through the use of foreign currency debt and cross-currency interest rate swaps. Our foreign currency-denominated notes issued in May 2016 and June 2015 and discussed in Note 10, which had carrying amounts of \$3.34 billion and \$2.27 billion as of December 31, 2016 and 2015, respectively, have been designated as, and are effective as, economic hedges of net investments in certain of our euro-denominated and Swiss franc-denominated foreign operations. Our cross-currency interest rate swaps that convert a portion of our U.S. dollar-denominated floating rate debt to euro-denominated floating rate debt have also been designated as, and are effective as, economic hedges of net investments in certain of our euro-denominated foreign operations.

In the normal course of business, our operations are exposed to fluctuations in interest rates which can vary the costs of financing, investing, and operating. We address a portion of these risks through a controlled program of risk management that includes the use of derivative financial instruments. The objective of controlling these risks is to limit the impact of fluctuations in interest rates on earnings. Our primary interest-rate risk exposure results from changes in short-term U.S. dollar interest rates. In an effort to manage interest-rate exposures, we strive to achieve an acceptable balance between fixed- and floating-rate debt and investment positions and may enter into interest rate swaps or collars to help maintain that balance.

Interest rate swaps or collars that convert our fixed-rate debt to a floating rate are designated as fair value hedges of the underlying instruments. Interest rate swaps or collars that convert floating-rate debt to a fixed rate are designated as cash flow hedges. Interest expense on the debt is adjusted to include the payments made or received under the swap agreements. Cash proceeds from or payments to counterparties resulting from the termination of interest rate swaps are classified as operating activities in our consolidated statement of cash flows. At December 31, 2016, substantially all of our total long-term debt is at a fixed rate. We have converted approximately 35 percent of our long-term fixed-rate notes to floating rates through the use of interest rate swaps.

We may enter into forward contracts and designate them as cash flow hedges to limit the potential volatility of earnings and cash flow associated with forecasted sales of available-for-sale securities.

We also may enter into forward-starting interest rate swaps, which we designate as cash flow hedges, as part of any anticipated future debt issuances in order to reduce the risk of cash flow volatility from future changes in interest rates. Upon completion of a debt issuance and termination of the swap, the change in fair value of these instruments is recorded as part of other comprehensive income (loss) and is amortized to interest expense over the life of the underlying debt.

The Effect of Risk Management Instruments on the Consolidated Statement of Operations

The following effects of risk-management instruments were recognized in other-net, (income) expense:

	2016	2015	2014
Fair value hedges:			
Effect from hedged fixed-rate debt	\$ (30.8)	\$ (11.9)	\$ 156.9
Effect from interest rate contracts	30.8	11.9	(156.9)
Cash flow hedges:			
Effective portion of losses on equity contracts reclassified from accumulated other comprehensive loss	—	—	129.0
Effective portion of losses on interest rate contracts reclassified from accumulated other comprehensive loss	15.0	13.7	9.0
Net (gains) losses on foreign currency exchange contracts not designated as hedging instruments	78.8	(28.2)	(20.4)

During the years ended December 31, 2016, 2015, and 2014, net losses related to ineffectiveness, as well as net losses related to the portion of our risk-management hedging instruments, fair value hedges, and cash flow hedges that were excluded from the assessment of effectiveness, were not material.

The Effect of Risk-Management Instruments on Other Comprehensive Income (Loss)

The effective portion of risk-management instruments that was recognized in other comprehensive income (loss) is as follows:

	2016	2015	2014
Cash flow hedges:			
Equity contracts	\$ —	\$ —	\$ 149.6
Forward-starting interest rate swaps	(3.4)	(56.7)	(164.7)
Net investment hedges:			
Foreign currency-denominated notes	137.5	—	—
Cross-currency interest rate swaps	32.5	—	—
Foreign currency exchange contracts	31.9	—	—

Fair Value Hedges

There were no material terminations of interest rate swaps in 2016. During the years ended December 31, 2015 and 2014, we terminated certain interest rate swaps designated as fair value hedges with an aggregate notional amount of \$876.0 million and \$1.30 billion, respectively. The termination of certain interest rate swaps in 2015 was in connection with the note purchase and redemption discussed in Note 10. As a result of the terminations, we received cash of \$20.2 million and \$340.7 million in 2015 and 2014, respectively, which represented the fair value of the interest rate swaps at the time of termination. In 2015, the related fair value adjustment was recorded as an increase to the carrying value of the underlying notes and was included as a component of the debt extinguishment loss. In 2014, the related fair value was recorded as an increase to the carrying value of the underlying notes and is being amortized into earnings as a reduction of interest expense over the remaining life of the underlying debt.

Cash Flow Hedges

Upon issuance of the underlying fixed-rate notes in March 2015, which are discussed in Note 10, we terminated forward-starting interest rate contracts in designated cash flow hedging instruments with an aggregate notional amount of \$1.35 billion and paid \$206.3 million in cash to the counterparties for settlement. The settlement amount represented the fair value of the forward-starting interest rate contracts at the time of termination and was recorded in other comprehensive income (loss).

During the year ended December 31, 2014, we sold all of the underlying equity securities that had been in designated cash flow hedging relationships. At the time of the sales, we reclassified to earnings the accumulated other comprehensive loss related to the cash flow hedges and the previously unrealized gains on the underlying equity securities.

During the next 12 months, we expect to reclassify from accumulated other comprehensive loss to earnings \$15.1 million of pretax net losses on cash flow hedges of the variability in expected future interest payments on our floating rate debt.

Fair Value of Financial Instruments

The following tables summarize certain fair value information at December 31 for assets and liabilities measured at fair value on a recurring basis, as well as the carrying amount and amortized cost of certain other investments:

Description	Carrying Amount	Cost ⁽¹⁾	Fair Value Measurements Using			Fair Value
			Quoted Prices in Active Markets for Identical Assets (Level 1)	Significant Other Observable Inputs (Level 2)	Significant Unobservable Inputs (Level 3)	
December 31, 2016						
Cash equivalents	\$ 2,986.8	\$ 2,986.8	\$ 2,699.4	\$ 287.4	\$ —	\$ 2,986.8
Short-term investments:						
U.S. government and agency securities	\$ 232.5	\$ 232.6	\$ 232.5	\$ —	\$ —	\$ 232.5
Corporate debt securities	1,219.2	1,219.1	—	1,219.2	—	1,219.2
Asset-backed securities	4.3	4.3	—	4.3	—	4.3
Other securities	0.5	0.5	—	0.5	—	0.5
Short-term investments	\$ 1,456.5					
Noncurrent investments:						
U.S. government and agency securities	\$ 318.9	\$ 323.8	\$ 318.9	\$ —	\$ —	\$ 318.9
Corporate debt securities	3,062.2	3,074.3	—	3,062.2	—	3,062.2
Mortgage-backed securities	183.1	185.4	—	183.1	—	183.1
Asset-backed securities	502.7	503.5	—	502.7	—	502.7
Other securities	153.7	77.6	—	—	153.7	153.7
Marketable equity securities	418.2	91.9	418.2	—	—	418.2
Cost and equity method investments ⁽²⁾	568.7					
Noncurrent investments	\$ 5,207.5					
December 31, 2015						
Cash equivalents	\$ 1,644.4	\$ 1,644.4	\$ 1,637.0	\$ 7.4	\$ —	\$ 1,644.4
Short-term investments:						
U.S. government and agency securities	\$ 153.2	\$ 153.4	\$ 153.2	\$ —	\$ —	\$ 153.2
Corporate debt securities	625.8	626.9	—	625.8	—	625.8
Asset-backed securities	3.3	3.3	—	3.3	—	3.3
Other securities	3.1	3.1	—	3.1	—	3.1
Short-term investments	\$ 785.4					
Noncurrent investments:						
U.S. government and agency securities	\$ 284.5	\$ 286.0	\$ 283.5	\$ 1.0	\$ —	\$ 284.5
Corporate debt securities	1,962.6	1,995.8	—	1,962.6	—	1,962.6
Mortgage-backed securities	153.3	154.7	—	153.3	—	153.3
Asset-backed securities	441.9	443.1	—	441.9	—	441.9
Other securities	137.1	97.3	—	4.1	133.0	137.1
Marketable equity securities	128.9	74.8	128.9	—	—	128.9
Cost and equity method investments ⁽²⁾	538.3					
Noncurrent investments	\$ 3,646.6					

⁽¹⁾ For available-for-sale debt securities, amounts disclosed represent the securities' amortized cost.

⁽²⁾ Fair value disclosures are not applicable for cost method and equity method investments.

Description	Carrying Amount	Fair Value Measurements Using			Fair Value
		Quoted Prices in Active Markets for Identical Assets (Level 1)	Significant Other Observable Inputs (Level 2)	Significant Unobservable Inputs (Level 3)	
Short-term commercial paper borrowings					
December 31, 2016	\$ (1,299.3)	\$ —	\$ (1,299.3)	\$ —	\$ (1,299.3)
December 31, 2015	—	—	—	—	—
Long-term debt, including current portion					
December 31, 2016	\$ (9,005.9)	\$ —	\$ (9,419.1)	\$ —	\$ (9,419.1)
December 31, 2015	(7,978.5)	—	(8,172.0)	—	(8,172.0)

Description	Carrying Amount	Fair Value Measurements Using			Fair Value
		Quoted Prices in Active Markets for Identical Assets (Level 1)	Significant Other Observable Inputs (Level 2)	Significant Unobservable Inputs (Level 3)	
December 31, 2016					
Risk-management instruments					
Interest rate contracts designated as fair value hedges:					
Other receivables	\$ 2.4	\$ —	\$ 2.4	\$ —	\$ 2.4
Sundry	37.0	—	37.0	—	37.0
Other noncurrent liabilities	(0.5)	—	(0.5)	—	(0.5)
Cross-currency interest rate contracts designated as net investment hedges:					
Sundry	31.4	—	31.4	—	31.4
Foreign exchange contracts not designated as hedging instruments:					
Other receivables	31.8	—	31.8	—	31.8
Other current liabilities	(21.7)	—	(21.7)	—	(21.7)
Contingent consideration liabilities ⁽¹⁾ :					
Other current liabilities	(215.9)	—	—	(215.9)	(215.9)
Other noncurrent liabilities	(242.6)	—	—	(242.6)	(242.6)
December 31, 2015					
Risk-management instruments					
Interest rate contracts designated as fair value hedges:					
Sundry	\$ 70.1	\$ —	\$ 70.1	\$ —	\$ 70.1
Other noncurrent liabilities	(0.4)	—	(0.4)	—	(0.4)
Foreign exchange contracts not designated as hedging instruments:					
Other receivables	13.1	—	13.1	—	13.1
Other current liabilities	(17.3)	—	(17.3)	—	(17.3)
Contingent consideration liabilities ⁽¹⁾ :					
Other current liabilities	(243.7)	—	—	(243.7)	(243.7)
Other noncurrent liabilities	(427.2)	—	—	(427.2)	(427.2)

⁽¹⁾ Contingent consideration liabilities primarily relate to the Erbitux arrangement with BMS discussed in Note 4.

Risk-management instruments above are disclosed on a gross basis. There are various rights of setoff associated with certain of the risk-management instruments above that are subject to an enforceable master netting arrangement or similar agreements. Although various rights of setoff and master netting arrangements

or similar agreements may exist with the individual counterparties to the risk-management instruments above, individually, these financial rights are not material.

We determine our Level 1 and Level 2 fair value measurements based on a market approach using quoted market values, significant other observable inputs for identical or comparable assets or liabilities, or discounted cash flow analyses. Level 3 fair value measurements for other investment securities are determined using unobservable inputs, including the investments' cost adjusted for impairments and price changes from orderly transactions. The fair value of cost and equity method investments is not readily available.

Contingent consideration liabilities primarily include contingent consideration related to Erbitux for which the fair value was estimated using a discounted cash flow analysis and Level 3 inputs, including projections representative of a market participant view for net sales in North America through September 2018 and an estimated discount rate. The amount to be paid is calculated as a tiered percentage of net sales (see Note 4) and will, therefore, vary directly with increases and decreases in net sales of Erbitux in North America. There is no cap on the amount that may be paid pursuant to this arrangement. The decreases in the fair value of the contingent consideration liability during December 31, 2016 was due to cash payments of \$231.0 million related to Erbitux. The change in the fair value of the contingent consideration liabilities recognized in earnings during the years ended December 31, 2016 and 2015 due to changes in time value of money were not material.

The table below summarizes the contractual maturities of our investments in debt securities measured at fair value as of December 31, 2016:

	Maturities by Period				
	Total	Within 1 Year	After 1 Year Through 5 Years	After 5 Years Through 10 Years	After 10 Years
Fair value of debt securities	\$ 5,522.9	\$ 1,456.0	\$ 3,762.2	\$ 89.0	\$ 215.7

A summary of the fair value of available-for-sale securities in an unrealized gain or loss position and the amount of unrealized gains and losses (pretax) in accumulated other comprehensive loss follows:

	2016	2015
Unrealized gross gains	\$ 352.6	\$ 68.0
Unrealized gross losses	34.1	52.5
Fair value of securities in an unrealized gain position	1,869.7	764.5
Fair value of securities in an unrealized loss position	3,262.3	2,933.4

We periodically assess our investment securities for other-than-temporary impairment losses. Other-than-temporary impairment losses recognized during the year ended December 31, 2016, December 31, 2015, and December 31, 2014 totaled \$53.0 million, \$42.6 million and \$12.5 million, respectively. Other-than-temporary impairment losses recognized during these years related primarily to our cost and equity method investments.

For fixed-income securities, the amount of credit losses are determined by comparing the difference between the present value of future cash flows expected to be collected on these securities and the amortized cost. Factors considered in assessing the credit losses include the position in the capital structure, vintage and amount of collateral, delinquency rates, current credit support, and geographic concentration.

For equity securities, factors considered in assessing other-than-temporary impairment losses include the length of time and the extent to which the fair value has been less than cost, the financial condition and near term prospects of the issuer, our intent and ability to retain the securities for a period of time sufficient to allow for recovery in fair value, and general market conditions and industry specific factors.

As of December 31, 2016, the securities in an unrealized loss position include primarily fixed-rate debt securities of varying maturities. The value of fixed-income securities is sensitive to changes in the yield curve and other market conditions. Approximately 95 percent of the securities in a loss position are investment-grade debt securities. As of December 31, 2016, we do not intend to sell, and it is not more likely than not that we will be required to sell, the securities in a loss position before the market values recover or the underlying cash flows have been received, and there is no indication of default on interest or principal payments for any of our debt securities.

Activity related to our investment portfolio, substantially all of which related to available-for-sale securities, was as follows:

	2016	2015	2014
Proceeds from sales	\$ 3,240.5	\$ 4,733.3	\$ 14,609.5
Realized gross gains on sales	30.7	255.1	353.5
Realized gross losses on sales	14.6	10.3	29.4

Realized gains and losses on sales of investments are computed based upon specific identification of the initial cost adjusted for any other-than-temporary declines in fair value that were recorded in earnings.

Accounts Receivable Factoring Arrangements

We have entered into accounts receivable factoring agreements with financial institutions to sell certain of our non-U.S. accounts receivable. These transactions are accounted for as sales and result in a reduction in accounts receivable because the agreements transfer effective control over and risk related to the receivables to the buyers. Our factoring agreements do not allow for recourse in the event of uncollectibility, and we do not retain any interest in the underlying accounts receivable once sold. We derecognized \$661.6 million and \$670.6 million of accounts receivable as of December 31, 2016 and 2015, respectively, under these factoring arrangements. The cost of factoring such accounts receivable on our consolidated results of operations for the years ended December 31, 2016, 2015, and 2014 was not material.

Note 8: Goodwill and Other Intangibles

Goodwill

Goodwill by segment at December 31 was as follows:

	2016	2015
Human pharmaceutical products	\$ 1,366.4	\$ 1,366.5
Animal health	2,606.3	2,673.4
Total goodwill	\$ 3,972.7	\$ 4,039.9

Goodwill results from excess consideration in a business combination over the fair value of identifiable net assets acquired. Goodwill is not amortized but is reviewed for impairment at least annually and when impairment indicators are present. When required, a comparison of implied fair value to the carrying amount of goodwill is performed to determine the amount of any impairment. The decrease in goodwill for the animal health segment is primarily the result of foreign exchange translation adjustments.

No impairments occurred with respect to the carrying value of goodwill for the years ended December 31, 2016, 2015, and 2014.

Other Intangibles

The components of intangible assets other than goodwill at December 31 were as follows:

Description	2016			2015		
	Carrying Amount, Gross	Accumulated Amortization	Carrying Amount, Net	Carrying Amount, Gross	Accumulated Amortization	Carrying Amount, Net
Finite-lived intangible assets:						
Marketed products	\$ 7,400.2	\$ (3,301.4)	\$ 4,098.8	\$ 7,528.0	\$ (2,756.6)	\$ 4,771.4
Other	150.7	(71.8)	78.9	151.1	(65.3)	85.8
Total finite-lived intangible assets	7,550.9	(3,373.2)	4,177.7	7,679.1	(2,821.9)	4,857.2
Indefinite-lived intangible assets:						
Acquired in-process research and development	180.2	—	180.2	177.6	—	177.6
Other intangibles	\$ 7,731.1	\$ (3,373.2)	\$ 4,357.9	\$ 7,856.7	\$ (2,821.9)	\$ 5,034.8

Marketed products consist of the amortized cost of the rights to assets acquired in business combinations and approved for marketing in a significant global jurisdiction (U.S., Europe, and Japan) and capitalized milestone payments. For transactions other than a business combination, we capitalize milestone payments incurred at or after the product has obtained regulatory approval for marketing.

Other finite-lived intangibles consist primarily of the amortized cost of licensed platform technologies that have alternative future uses in research and development, manufacturing technologies, and customer relationships from business combinations.

Acquired IPR&D consists of the related costs capitalized, adjusted for subsequent impairments, if any. The costs of acquired IPR&D projects acquired directly in a transaction other than a business combination are capitalized if the projects have an alternative future use; otherwise, they are expensed immediately. The fair values of acquired IPR&D projects acquired in business combinations are capitalized as other intangible assets.

Several methods may be used to determine the estimated fair value of other intangibles acquired in a business combination. We utilize the "income method," which is a Level 3 fair value measurement and applies a probability weighting that considers the risk of development and commercialization to the estimated future net cash flows that are derived from projected revenues and estimated costs. These projections are based on factors such as relevant market size, patent protection, historical pricing of similar products, and expected industry trends. The estimated future net cash flows are then discounted to the present value using an appropriate discount rate. This analysis is performed for each asset independently. The acquired IPR&D assets are treated as indefinite-lived intangible assets until completion or abandonment of the projects, at which time the assets are tested for impairment and amortized over the remaining useful life or written off, as appropriate.

See Note 3 for further discussion of intangible assets acquired in recent business combinations and Note 4 for additional discussion of recent capitalized milestone payments.

Other indefinite-lived intangible assets are reviewed for impairment at least annually and when impairment indicators are present. When required, a comparison of fair value to the carrying amount of assets is performed to determine the amount of any impairment. When determining the fair value of indefinite-lived acquired IPR&D assets for impairment testing purposes, we utilize the "income method" discussed above. Finite-lived intangible assets are reviewed for impairment when an indicator of impairment is present. No material impairments occurred with respect to the carrying value of other intangible assets for the years ended December 31, 2016, 2015 and 2014.

Intangible assets with finite lives are capitalized and are amortized over their estimated useful lives, ranging from 3 to 20 years. As of December 31, 2016, the remaining weighted-average amortization period for finite-lived intangible assets is approximately 12 years.

Amortization expense related to finite-lived intangible assets was as follows:

	2016	2015	2014
Amortization expense	\$ 687.9	\$ 631.8	\$ 535.9

The estimated amortization expense for each of the next five years associated with our finite-lived intangible assets as of December 31, 2016 is as follows:

	2017	2018	2019	2020	2021
Estimated amortization expense	\$ 649.6	\$ 491.7	\$ 314.1	\$ 312.8	\$ 311.0

Amortization expense is included in either cost of sales, marketing, selling, and administrative or research and development depending on the nature of the intangible asset being amortized.

Note 9: Property and Equipment

Property and equipment is stated on the basis of cost. Provisions for depreciation of buildings and equipment are computed generally by the straight-line method at rates based on their estimated useful lives (12 to 50 years for buildings and 3 to 25 years for equipment). We review the carrying value of long-lived assets for potential impairment on a periodic basis and whenever events or changes in circumstances indicate the carrying value of an asset may not be recoverable. Impairment is determined by comparing projected undiscounted cash flows to be generated by the asset to its carrying value. If an impairment is identified, a loss is recorded equal to the excess of the asset's net book value over its fair value, and the cost basis is adjusted.

At December 31, property and equipment consisted of the following:

	2016	2015
Land	\$ 197.6	\$ 220.6
Buildings	6,917.8	6,786.5
Equipment	7,864.7	7,988.5
Construction in progress	1,797.5	1,665.3
	<u>16,777.6</u>	<u>16,660.9</u>
Less accumulated depreciation	(8,525.0)	(8,607.4)
Property and equipment, net	<u>\$ 8,252.6</u>	<u>\$ 8,053.5</u>

Depreciation expense related to property and equipment and rental expense for all leases, including contingent rentals (not material), was as follows:

	2016	2015	2014
Depreciation expense	\$ 716.2	\$ 717.6	\$ 759.1
Rental expense	221.0	225.7	227.3

The future minimum rental commitments under non-cancelable operating leases are as follows:

	2017	2018	2019	2020	2021	After 2021
Lease commitments	\$ 134.8	\$ 120.9	\$ 109.9	\$ 93.3	\$ 75.3	\$ 339.4

Capitalized interest costs were not material for the years ended December 31, 2016, 2015, and 2014.

Assets under capital leases included in property and equipment, net on the consolidated balance sheets, capital lease obligations entered into, and future minimum rental commitments are not material.

Note 10: Borrowings

Debt at December 31 consisted of the following:

	2016	2015
Short-term commercial paper borrowings	\$ 1,299.3	\$ —
0.00 to 7.13 percent long-term notes (due 2017-2045)	8,776.5	7,700.1
Other long-term debt, including capitalized leases	14.4	23.1
Unamortized debt issuance costs	(37.5)	(37.1)
Fair value adjustment on hedged long-term notes	252.5	292.4
Total debt	<u>10,305.2</u>	<u>7,978.5</u>
Less current portion	<u>(1,937.4)</u>	<u>(6.1)</u>
Long-term debt	<u>\$ 8,367.8</u>	<u>\$ 7,972.4</u>

The weighted-average effective borrowing rate on outstanding commercial paper at December 31, 2016 was 0.59 percent.

At December 31, 2016, we had a total of \$2.87 billion of unused committed bank credit facilities, which consisted primarily of a \$1.20 billion credit facility that expires in August 2021 and a \$1.50 billion 364-day facility that expires in December 2017, both of which are available to support our commercial paper program. There were no amounts outstanding under the revolving credit facilities during the years ended December 31, 2016 and 2015. Compensating balances and commitment fees are not material, and there are no conditions that are probable of occurring under which the lines may be withdrawn.

In May 2016, we issued Swiss franc-denominated notes consisting of Fr.200.0 million of 0.00 percent fixed-rate notes due in May 2018, Fr.600.0 million of 0.15 percent fixed-rate notes due in May 2024, and Fr.400.0 million of 0.45 percent fixed-rate notes due in May 2028, with interest to be paid annually. We are using the net cash proceeds of the offering of \$1.21 billion for general corporate purposes, which may include the repayment or redemption prior to maturity of certain of our U.S. dollar denominated fixed-rate notes due March 2017.

In June 2015, we issued euro-denominated notes consisting of €600.0 million of 1.00 percent fixed-rate notes due in June 2022, €750.0 million of 1.63 percent fixed-rate notes due in June 2026, and €750.0 million of 2.13 percent fixed-rate notes due in June 2030 with interest to be paid annually. The net cash proceeds of the offering of \$2.27 billion were used primarily to purchase and redeem certain higher interest rate U.S. dollar-denominated notes and to repay outstanding commercial paper. We paid \$1.95 billion to purchase and redeem notes with an aggregate principal amount of \$1.65 billion and a net carrying value of \$1.78 billion in June 2015, resulting in a pretax debt extinguishment loss of \$166.7 million, which was included in other-net, (income) expense in our consolidated statement of operations during the year ended December 31, 2015.

In March 2015, we issued \$600.0 million of 1.25 percent fixed-rate notes due in March 2018, \$800.0 million of 2.75 percent fixed-rate notes due in June 2025, and \$800.0 million of 3.70 percent fixed-rate notes due in March 2045 with interest to be paid semi-annually. The proceeds from the issuance of the notes were used primarily to repay outstanding commercial paper issued in connection with our January 2015 acquisition of Novartis AH.

In February 2014, we issued \$600.0 million of 1.95 percent and \$400.0 million of 4.65 percent fixed-rate notes with interest to be paid semi-annually and maturity dates in March 2019, and June 2044, respectively. Current maturities of long-term notes of \$1.00 billion were repaid in March 2014.

The aggregate amounts of maturities on long-term debt for the next five years are as follows:

	2017	2018	2019	2020	2021
Maturities on long-term debt	\$ 635.3	\$ 999.2	\$ 603.0	\$ 1.6	\$ 0.5

We have converted approximately 35 percent of our long-term fixed-rate notes to floating rates through the use of interest rate swaps. The weighted-average effective borrowing rates based on long-term debt obligations and interest rates at December 31, 2016 and 2015, including the effects of interest rate swaps for hedged debt obligations, were 2.51 percent and 2.67 percent, respectively.

The aggregate amount of cash payments for interest on borrowings, net of capitalized interest, are as follows:

	2016	2015	2014
Cash payments for interest on borrowings	\$ 146.4	\$ 129.6	\$ 140.4

In accordance with the requirements of derivatives and hedging guidance, the portion of our fixed-rate debt obligations that is hedged as a fair value hedge, is reflected in the consolidated balance sheets as an amount equal to the sum of the debt's carrying value plus the fair value adjustment representing changes in fair value of the hedged debt attributable to movements in market interest rates subsequent to the inception of the hedge.

Note 11: Stock-Based Compensation

Our stock-based compensation expense consists of performance awards (PAs), shareholder value awards (SVAs), and restricted stock units (RSUs). We recognize the fair value of stock-based compensation as expense over the requisite service period of the individual grantees, which generally equals the vesting period. We provide newly issued shares of our common stock and treasury stock to satisfy the issuance of PA, SVA, and RSU shares.

Stock-based compensation expense and the related tax benefits were as follows:

	2016	2015	2014
Stock-based compensation expense	\$ 255.3	\$ 217.8	\$ 156.0
Tax benefit	89.4	76.2	54.6

At December 31, 2016, additional stock-based compensation awards may be granted under the 2002 Lilly Stock Plan for not more than 99.6 million shares.

Performance Award Program

PAs are granted to officers and management and are payable in shares of our common stock. The number of PA shares actually issued, if any, varies depending on the achievement of certain pre-established earnings-per-share targets over a two-year period. PA shares are accounted for at fair value based upon the closing stock price on the date of grant and fully vest at the end of the measurement period. The fair values of PAs granted for the years ended December 31, 2016, 2015, and 2014 were \$72.00, \$70.34, and \$48.81, respectively. The number of shares ultimately issued for the PA program is dependent upon the earnings achieved during the vesting period. Pursuant to this program, approximately 0.5 million shares, 0.5 million shares, and 0.7 million shares were issued during the years ended December 31, 2016, 2015, and 2014, respectively. Approximately 1.3 million shares are expected to be issued in 2017. As of December 31, 2016, the total remaining unrecognized compensation cost related to nonvested PAs was \$43.7 million, which will be amortized over the weighted-average remaining requisite service period of 12 months.

Shareholder Value Award Program

SVAs are granted to officers and management and are payable in shares of our common stock. The number of shares actually issued, if any, varies depending on our stock price at the end of the three-year vesting period compared to pre-established target stock prices. We measure the fair value of the SVA unit on the grant date using a Monte Carlo simulation model. The model utilizes multiple input variables that determine the probability of satisfying the market condition stipulated in the award grant and calculates the fair value of the award. Expected volatilities utilized in the model are based on implied volatilities from traded options on our stock, historical volatility of our stock price, and other factors. Similarly, the dividend yield is based on historical experience and our estimate of future dividend yields. The risk-free interest rate is derived from the U.S. Treasury yield curve in effect at the time of grant. The weighted-average fair values of the SVA units granted during the years ended December 31, 2016, 2015, and 2014 were \$48.68, \$54.81, and \$41.97, respectively, determined using the following assumptions:

(Percents)	2016	2015	2014
Expected dividend yield	2.00%	2.50%	3.50%
Risk-free interest rate	0.92	0.79	.08-.71
Volatility	21.68	20.37	18.87-21.56

Pursuant to this program, approximately 1.0 million shares, 1.4 million shares, and 1.4 million shares were issued during the years ended December 31, 2016, 2015, and 2014, respectively. Approximately 1.2 million shares are expected to be issued in 2017. As of December 31, 2016, the total remaining unrecognized compensation cost related to nonvested SVAs was \$65.1 million, which will be amortized over the weighted-average remaining requisite service period of 20 months.

Restricted Stock Units

RSUs are granted to certain employees and are payable in shares of our common stock. RSU shares are accounted for at fair value based upon the closing stock price on the date of grant. The corresponding expense is amortized over the vesting period, typically three years. The fair values of RSU awards granted during the years ended December 31, 2016, 2015, and 2014 were \$71.46, \$71.69, and \$52.72, respectively. The number of shares ultimately issued for the RSU program remains constant with the exception of forfeitures. Pursuant to this program, 1.3 million, 0.9 million, and 1.2 million shares were granted and approximately 0.6 million, 0.9 million, and 0.9 million shares were issued during the years ended December 31, 2016, 2015, and 2014, respectively. Approximately 0.7 million shares are expected to be issued in 2017. As of December 31, 2016, the total remaining unrecognized compensation cost related to nonvested RSUs was \$103.3 million, which will be amortized over the weighted-average remaining requisite service period of 22 months.

Note 12: Shareholders' Equity

During 2016, 2015, and 2014, we repurchased \$540.1 million, \$749.5 million and \$800.0 million, respectively, of shares associated with our \$5.00 billion share repurchase program announced in 2013. As of December 31, 2016, there were \$2.41 billion of shares remaining in that program. Our share repurchases are facilitated through payments to a financial institution that purchases the shares on our behalf. As of December 31, 2016, we had paid \$60.0 million to a financial institution for shares that were subsequently repurchased in the first quarter of 2017.

We have 5.0 million authorized shares of preferred stock. As of December 31, 2016 and 2015, no preferred stock was issued.

We have an employee benefit trust that held 50.0 million shares of our common stock at both December 31, 2016 and 2015, to provide a source of funds to assist us in meeting our obligations under various employee benefit plans. The cost basis of the shares held in the trust was \$3.01 billion at both December 31, 2016 and 2015, and is shown as a reduction of shareholders' equity. Any dividend transactions between us and the trust are eliminated. Stock held by the trust is not considered outstanding in the computation of EPS. The assets of the trust were not used to fund any of our obligations under these employee benefit plans during the years ended December 31, 2016, 2015, and 2014.

Note 13: Income Taxes

Deferred taxes are recognized for the future tax effects of temporary differences between financial and income tax reporting based on enacted tax laws and rates. Federal income taxes are provided on the portion of the income of foreign subsidiaries that is expected to be remitted to the U.S. and be taxable. When foreign earnings are expected to be indefinitely reinvested outside the U.S., no accrual for U.S. income taxes is provided.

We recognize the tax benefit from an uncertain tax position only if it is more likely than not that the tax position will be sustained on examination by the taxing authorities, based on the technical merits of the position. The tax benefits recognized in the financial statements from such a position are measured based on the largest benefit that has a greater than 50 percent likelihood of being realized upon ultimate resolution.

Following is the composition of income tax expense:

	2016	2015	2014
Current:			
Federal	\$ (57.0)	\$ 660.5	\$ 168.9
Foreign	378.9	422.0	406.2
State	(125.0)	47.5	(2.1)
Total current tax expense	196.9	1,130.0	573.0
Deferred:			
Federal	517.0	(689.6)	(83.3)
Foreign	(83.3)	(66.0)	120.2
State	5.8	7.2	(0.1)
Total deferred tax (benefit) expense	439.5	(748.4)	36.8
Income taxes	\$ 636.4	\$ 381.6	\$ 609.8

Significant components of our deferred tax assets and liabilities as of December 31 are as follows:

	2016	2015
Deferred tax assets:		
Compensation and benefits	\$ 1,126.0	\$ 1,034.6
Purchases of intangible assets	620.3	613.8
Tax credit carryforwards and carrybacks	458.9	294.2
Tax loss carryforwards and carrybacks	327.3	247.8
Contingent consideration	142.7	214.6
Product return reserves	128.1	212.1
Other comprehensive loss on hedging transactions	123.3	129.7
Debt	95.3	111.3
Other	587.3	679.4
Total gross deferred tax assets	<u>3,609.2</u>	<u>3,537.5</u>
Valuation allowances	(648.3)	(590.3)
Total deferred tax assets	<u>2,960.9</u>	<u>2,947.2</u>
Deferred tax liabilities:		
Inventories	(955.5)	(771.3)
Unremitted earnings	(673.6)	(218.8)
Intangibles	(604.2)	(792.3)
Property and equipment	(398.6)	(411.6)
Financial instruments	(279.3)	(144.0)
Prepaid employee benefits	(265.3)	(317.8)
Total deferred tax liabilities	<u>(3,176.5)</u>	<u>(2,655.8)</u>
Deferred tax assets (liabilities) - net	<u>\$ (215.6)</u>	<u>\$ 291.4</u>

The deferred tax asset and related valuation allowance amounts for U.S. federal and state net operating losses and tax credits shown above have been reduced for differences between financial reporting and tax return filings.

At December 31, 2016, based on filed tax returns we have tax credit carryforwards and carrybacks of \$738.4 million available to reduce future income taxes; \$178.7 million, if unused, will expire by 2026; \$53.6 million, if unused, will expire by 2036. The remaining portion of the tax credit carryforwards is related to federal tax credits of \$96.1 million, international tax credits of \$106.2 million, and state tax credits of \$303.8 million, all of which are substantially reserved.

At December 31, 2016, based on filed tax returns we had net operating losses and other carryforwards for international and U.S. federal income tax purposes of \$856.0 million: \$142.6 million will expire by 2021; \$462.5 million will expire between 2022 and 2036; and \$250.9 million of the carryforwards will never expire. Net operating losses and other carryforwards for international and U.S. federal income tax purposes are partially reserved. Deferred tax assets related to state net operating losses of \$102.0 million and other state carryforwards of \$5.0 million are fully reserved.

Domestic and Puerto Rican companies contributed approximately 70 percent, 35 percent, and 20 percent for the years ended December 31, 2016, 2015, and 2014, respectively, to consolidated income before income taxes. We have a subsidiary operating in Puerto Rico under a tax incentive grant effective through the end of 2016. A similar, new tax incentive grant began in 2017 and will be in effect for 15 years.

At December 31, 2016, U.S. income taxes have not been provided on approximately \$28.0 billion of unremitted earnings of foreign subsidiaries as we consider these unremitted earnings to be indefinitely invested for continued use in our foreign operations. Additional tax provisions will be required if these earnings are repatriated in the future to the U.S. Due to complexities in the tax laws and assumptions that we would have to make, it is not practicable to determine the amount of the related unrecognized deferred income tax liability.

Cash payments of income taxes were as follows:

	2016	2015	2014
Cash payments of income taxes	\$ 700.6	\$ 969.0	\$ 729.7

Following is a reconciliation of the income tax expense applying the U.S. federal statutory rate to income before income taxes to reported income tax expense:

	2016	2015	2014
Income tax at the U.S. federal statutory tax rate	\$ 1,180.9	\$ 976.5	\$ 1,050.1
Add (deduct):			
International operations, including Puerto Rico	(313.7)	(565.2)	(344.8)
General business credits	(58.3)	(69.2)	(44.3)
Other	(172.5)	39.5	(51.2)
Income taxes	\$ 636.4	\$ 381.6	\$ 609.8

A reconciliation of the beginning and ending amount of gross unrecognized tax benefits is as follows:

	2016	2015	2014
Beginning balance at January 1	\$ 1,066.6	\$ 1,338.8	\$ 1,136.4
Additions based on tax positions related to the current year	73.4	131.3	126.4
Additions for tax positions of prior years	14.8	116.6	132.6
Reductions for tax positions of prior years	(15.2)	(45.2)	(32.1)
Settlements	(171.9)	(446.2)	(4.2)
Lapses of statutes of limitation	(110.0)	(4.0)	(3.5)
Changes related to the impact of foreign currency translation	(4.3)	(24.7)	(16.8)
Ending balance at December 31	\$ 853.4	\$ 1,066.6	\$ 1,338.8

The total amount of unrecognized tax benefits that, if recognized, would affect our effective tax rate was \$382.8 million and \$404.1 million at December 31, 2016 and 2015, respectively.

We file income tax returns in the U.S. federal jurisdiction and various state, local, and non-U.S. jurisdictions. We are no longer subject to U.S. federal, state and local, or non-U.S. income tax examinations in most major taxing jurisdictions for years before 2009.

The U.S. examination of tax years 2010-2012 commenced during the fourth quarter of 2013. In December 2015, we executed a closing agreement with the Internal Revenue Service which effectively settled certain matters for tax years 2010-2012. Accordingly, we reduced our gross uncertain tax positions by approximately \$320 million in 2015. During 2016, we effectively settled the remaining matters related to tax years 2010-2012. As a result of this resolution, our gross uncertain tax positions were further reduced by approximately \$140 million, and our consolidated results of operations benefited from an immaterial reduction in income tax expense. During 2016, we made cash payments of approximately \$150 million related to tax years 2010-2012 after application of available tax credit carryforwards and carrybacks. The U.S. examination of tax years 2013-2015 began in 2016. Because the examination of tax years 2013-2015 is still in the early stages, the resolution of matters in this audit period will likely extend beyond the next 12 months.

We recognize both accrued interest and penalties related to unrecognized tax benefits in income tax expense. We recognized income tax (benefit) expense related to interest and penalties as follows:

	2016	2015	2014
Income tax (benefit) expense	\$ (52.5)	\$ 13.2	\$ 35.9

At December 31, 2016 and 2015, our accruals for the payment of interest and penalties totaled \$134.9 million and \$216.3 million, respectively.

Note 14: Retirement Benefits

We use a measurement date of December 31 to develop the change in benefit obligation, change in plan assets, funded status, and amounts recognized in the consolidated balance sheets at December 31 for our defined benefit pension and retiree health benefit plans, which were as follows:

	Defined Benefit Pension Plans		Retiree Health Benefit Plans	
	2016	2015	2016	2015
Change in benefit obligation:				
Benefit obligation at beginning of year	\$ 11,719.2	\$ 12,012.4	\$ 1,467.4	\$ 1,553.5
Benefit obligation assumed in Novartis AH acquisition	—	334.7	—	9.9
Service cost	277.7	315.7	39.1	45.1
Interest cost	420.8	476.8	53.2	62.6
Actuarial (gain) loss	806.5	(812.4)	50.9	(113.5)
Benefits paid	(454.5)	(437.8)	(59.8)	(77.5)
Plan amendments	—	(0.4)	(35.8)	—
Foreign currency exchange rate changes and other adjustments	(313.8)	(169.8)	(20.4)	(12.7)
Benefit obligation at end of year	12,455.9	11,719.2	1,494.6	1,467.4
Change in plan assets:				
Fair value of plan assets at beginning of year	9,995.6	9,835.7	1,943.7	1,918.7
Fair value of plan assets assumed in Novartis AH acquisition	—	235.9	—	—
Actual return on plan assets	853.4	90.4	68.9	85.1
Employer contribution	110.2	404.1	8.4	17.4
Benefits paid	(454.5)	(437.8)	(59.8)	(77.5)
Foreign currency exchange rate changes and other adjustments	(325.0)	(132.7)	—	—
Fair value of plan assets at end of year	10,179.7	9,995.6	1,961.2	1,943.7
Funded status	(2,276.2)	(1,723.6)	466.6	476.3
Unrecognized net actuarial loss	4,915.7	4,552.7	458.8	347.9
Unrecognized prior service (benefit) cost	21.7	32.5	(525.1)	(574.8)
Net amount recognized	\$ 2,661.2	\$ 2,861.6	\$ 400.3	\$ 249.4
Amounts recognized in the consolidated balance sheet consisted of:				
Sundry	\$ 29.7	\$ 261.6	\$ 689.3	\$ 722.1
Other current liabilities	(68.0)	(63.8)	(6.7)	(6.9)
Accrued retirement benefits	(2,237.9)	(1,921.4)	(216.0)	(238.9)
Accumulated other comprehensive (income) loss before income taxes	4,937.4	4,585.2	(66.3)	(226.9)
Net amount recognized	\$ 2,661.2	\$ 2,861.6	\$ 400.3	\$ 249.4

The unrecognized net actuarial loss and unrecognized prior service cost (benefit) have not yet been recognized in net periodic pension costs and are included in accumulated other comprehensive loss at December 31, 2016.

During 2017, we expect the following components of accumulated other comprehensive loss to be recognized as components of net periodic benefit cost:

	Defined Benefit Pension Plans	Retiree Health Benefit Plans
Unrecognized net actuarial loss	\$ 289.5	\$ 16.1
Unrecognized prior service (benefit) cost	5.4	(90.0)
Total	\$ 294.9	\$ (73.9)

We do not expect any plan assets to be returned to us in 2017.

The following represents our weighted-average assumptions as of December 31:

	(Percents)	Defined Benefit Pension Plans			Retiree Health Benefit Plans		
		2016	2015	2014	2016	2015	2014
Discount rate for benefit obligation		3.9%	4.3%	4.0%	4.3%	4.5%	4.1%
Discount rate for net benefit costs		4.3	4.0	4.9	4.5	4.1	5.0
Rate of compensation increase for benefit obligation		3.4	3.4	3.4			
Rate of compensation increase for net benefit costs		3.4	3.4	3.4			
Expected return on plan assets for net benefit costs		7.4	7.4	8.1	8.0	8.0	8.5

We annually evaluate the expected return on plan assets in our defined benefit pension and retiree health benefit plans. In evaluating the expected rate of return, we consider many factors, with a primary analysis of current and projected market conditions; asset returns and asset allocations; and the views of leading financial advisers and economists. We may also review our historical assumptions compared with actual results, as well as the assumptions and trend rates utilized by similar plans, where applicable.

Given the design of our retiree health benefit plans, healthcare-cost trend rates do not have a material impact on our financial condition or results of operations.

The following benefit payments, which reflect expected future service, as appropriate, are expected to be paid as follows:

	2017	2018	2019	2020	2021	2022-2026
Defined benefit pension plans	\$ 464.5	\$ 471.3	\$ 486.1	\$ 505.3	\$ 526.9	\$ 3,016.3
Retiree health benefit plans	72.8	75.5	78.1	80.8	83.9	465.6

Amounts relating to defined benefit pension plans with projected benefit obligations in excess of plan assets were as follows at December 31:

	2016	2015
Projected benefit obligation	\$ 10,597.0	\$ 10,054.1
Fair value of plan assets	8,291.2	8,069.7

Amounts relating to defined benefit pension plans and retiree health benefit plans with accumulated benefit obligations in excess of plan assets were as follows at December 31:

	Defined Benefit Pension Plans		Retiree Health Benefit Plans	
	2016	2015	2016	2015
Accumulated benefit obligation	\$ 9,805.4	\$ 2,028.1	\$ 222.7	\$ 245.8
Fair value of plan assets	8,285.2	844.9	—	—

The total accumulated benefit obligation for our defined benefit pension plans was \$11.49 billion and \$10.75 billion at December 31, 2016 and 2015, respectively.

Net pension and retiree health benefit expense included the following components:

	Defined Benefit Pension Plans			Retiree Health Benefit Plans		
	2016	2015	2014	2016	2015	2014
Components of net periodic (benefit) cost:						
Service cost	\$ 277.7	\$ 315.7	\$ 240.9	\$ 39.1	\$ 45.1	\$ 33.0
Interest cost	420.8	476.8	472.6	53.2	62.6	85.6
Expected return on plan assets	(752.1)	(782.3)	(756.6)	(150.2)	(150.0)	(146.4)
Amortization of prior service (benefit) cost	11.8	10.4	3.6	(85.8)	(91.1)	(37.6)
Recognized actuarial loss	285.6	383.2	282.3	19.1	38.0	20.7
Net periodic (benefit) cost	\$ 243.8	\$ 403.8	\$ 242.8	\$ (124.6)	\$ (95.4)	\$ (44.7)

As of January 1, 2016, we changed the method used to estimate the service and interest cost components of the net periodic pension and retiree health benefit plan costs. This new method uses the spot yield curve approach to estimate the service and interest costs by applying the specific spot rates along the yield curve to the projected cash outflows of our obligations. Previously, those costs were determined using a single weighted-average discount rate. The new method provides a more precise measure of interest and service costs by improving the correlation between the projected benefit cash flows and the specific spot yield curve rates. The change did not affect the measurement of the total benefit obligations as the change in service and interest costs is recorded in the actuarial gains and losses recorded in accumulated other comprehensive loss. We have accounted for this change as a change in estimate prospectively.

The following represents the amounts recognized in other comprehensive income (loss) for the years ended December 31, 2016, 2015, and 2014:

	Defined Benefit Pension Plans			Retiree Health Benefit Plans		
	2016	2015	2014	2016	2015	2014
Actuarial gain (loss) arising during period	\$ (725.2)	\$ 120.4	\$ (1,939.3)	\$ (132.2)	\$ 48.6	\$ (282.9)
Plan amendments during period	—	0.4	2.4	35.8	—	533.6
Amortization of prior service (benefit) cost included in net income	11.8	10.4	3.6	(85.8)	(91.1)	(37.6)
Amortization of net actuarial loss included in net income	285.6	383.2	282.3	19.1	38.0	20.7
Foreign currency exchange rate changes and other	75.6	58.8	89.6	2.5	4.2	—
Total other comprehensive income (loss) during period	\$ (352.2)	\$ 573.2	\$ (1,561.4)	\$ (160.6)	\$ (0.3)	\$ 233.8

We have defined contribution savings plans that cover our eligible employees worldwide. The purpose of these plans is generally to provide additional financial security during retirement by providing employees with an incentive to save. Our contributions to the plans are based on employee contributions and the level of our match. Expenses under the plans totaled \$175.0 million, \$162.4 million, and \$153.3 million for the years ended December 31, 2016, 2015, and 2014, respectively.

We provide certain other postemployment benefits primarily related to disability benefits and accrue for the related cost over the service lives of employees. Expenses associated with these benefit plans for the years ended December 31, 2016, 2015, and 2014 were not material.

Benefit Plan Investments

Our benefit plan investment policies are set with specific consideration of return and risk requirements in relationship to the respective liabilities. U.S. and Puerto Rico plans represent approximately 80 percent of our global investments. Given the long-term nature of our liabilities, these plans have the flexibility to manage an above-average degree of risk in the asset portfolios. At the investment-policy level, there are no specifically prohibited investments. However, within individual investment manager mandates, restrictions and limitations are contractually set to align with our investment objectives, ensure risk control, and limit concentrations.

We manage our portfolio to minimize concentration of risk by allocating funds within asset categories. In addition, within a category we use different managers with various management objectives to eliminate any significant concentration of risk.

Our global benefit plans may enter into contractual arrangements (derivatives) to implement the local investment policy or manage particular portfolio risks. Derivatives are principally used to increase or decrease exposure to a particular public equity, fixed income, commodity, or currency market more rapidly or less expensively than could be accomplished through the use of the cash markets. The plans utilize both exchange-traded and over-the-counter instruments. The maximum exposure to either a market or counterparty credit loss is limited to the carrying value of the receivable, and is managed within contractual limits. We expect all of our counterparties to meet their obligations. The gross values of these derivative receivables and payables are not material to the global asset portfolio, and their values are reflected within the tables below.

The defined benefit pension and retiree health benefit plan allocation for the U.S. and Puerto Rico currently comprises approximately 80 percent growth investments and 20 percent fixed-income investments. The growth investment allocation encompasses U.S. and international public equity securities, hedge funds, private equity-like investments, and real estate. These portfolio allocations are intended to reduce overall risk by providing diversification, while seeking moderate to high returns over the long term.

Public equity securities are well diversified and invested in U.S. and international small-to-large companies across various asset managers and styles. The remaining portion of the growth portfolio is invested in private alternative investments.

Fixed-income investments primarily consist of fixed-income securities in U.S. treasuries and agencies, emerging market debt obligations, corporate bonds, mortgage-backed securities, commercial mortgage-backed obligations, and any related repurchase agreements.

Hedge funds are privately owned institutional investment funds that generally have moderate liquidity. Hedge funds seek specified levels of absolute return regardless of overall market conditions, and generally have low correlations to public equity and debt markets. Hedge funds often invest substantially in financial market instruments (stocks, bonds, commodities, currencies, derivatives, etc.) using a very broad range of trading activities to manage portfolio risks. Hedge fund strategies focus primarily on security selection and seek to be neutral with respect to market moves. Common groupings of hedge fund strategies include relative value, tactical, and event driven. Relative value strategies include arbitrage, when the same asset can simultaneously be bought and sold at different prices, achieving an immediate profit. Tactical strategies often take long and short positions to reduce or eliminate overall market risks while seeking a particular investment opportunity. Event strategy opportunities can evolve from specific company announcements such as mergers and acquisitions, and typically have little correlation to overall market directional movements. Our hedge fund investments are made through limited partnership interests primarily in fund-of-funds structures to ensure diversification across many strategies and many individual managers. Plan holdings in hedge funds are valued based on NAVs calculated by each fund or general partner, as applicable, and we have the ability to redeem these investments at NAV.

Private equity-like investment funds typically have low liquidity and are made through long-term partnerships or joint ventures that invest in pools of capital invested in primarily non-publicly traded entities. Underlying investments include venture capital (early stage investing), buyout, and special situation investing. Private equity management firms typically acquire and then reorganize private companies to create increased long term value. Private equity-like funds usually have a limited life of approximately 10-15 years, and require a minimum investment commitment from their limited partners. Our private investments are made both directly into funds and through fund-of-funds structures to ensure broad diversification of management styles and

assets across the portfolio. Plan holdings in private equity-like investments are valued using the value reported by the partnership, adjusted for known cash flows and significant events through our reporting date. Values provided by the partnerships are primarily based on analysis of and judgments about the underlying investments. Inputs to these valuations include underlying NAVs, discounted cash flow valuations, comparable market valuations, and may also include adjustments for currency, credit, liquidity and other risks as applicable. The vast majority of these private partnerships provide us with annual audited financial statements including their compliance with fair valuation procedures consistent with applicable accounting standards.

Real estate is composed of both public and private holdings. Real estate investments in registered investment companies that trade on an exchange are classified as Level 1 on the fair value hierarchy. Real estate investments in funds measured at fair value on the basis of NAV provided by the fund manager are classified as such. These NAVs are developed with inputs including discounted cash flow, independent appraisal, and market comparable analyses.

Other assets include cash and cash equivalents and mark-to-market value of derivatives.

The cash value of the trust-owned insurance contract is invested in investment-grade publicly traded equity and fixed-income securities.

Other than hedge funds, private equity-like investments, and real estate, which are discussed above, we determine fair values based on a market approach using quoted market values, significant other observable inputs for identical or comparable assets or liabilities, or discounted cash flow analyses.

The fair values of our defined benefit pension plan and retiree health plan assets as of December 31, 2016 by asset category are as follows:

Asset Class	Total	Fair Value Measurements Using			Investments Valued at Net Asset Value ⁽¹⁾
		Quoted Prices in Active Markets for Identical Assets (Level 1)	Significant Observable Inputs (Level 2)	Significant Unobservable Inputs (Level 3)	
Defined Benefit Pension Plans					
Public equity securities:					
U.S.	\$ 402.4	\$ 165.5	\$ —	\$ —	\$ 236.9
International	2,285.6	770.5	—	—	1,515.1
Fixed income:					
Developed markets	2,631.3	27.2	1,983.0	—	621.1
Developed markets - repurchase agreements	(1,024.4)	—	(1,024.4)	—	—
Emerging markets	450.0	—	180.1	0.3	269.6
Private alternative investments:					
Hedge funds	2,904.6	—	—	—	2,904.6
Equity-like funds	1,355.0	—	0.2	16.8	1,338.0
Real estate	504.1	344.5	—	—	159.6
Other	671.1	365.0	108.1	—	198.0
Total	\$ 10,179.7	\$ 1,672.7	\$ 1,247.0	\$ 17.1	\$ 7,242.9
Retiree Health Benefit Plans					
Public equity securities:					
U.S.	\$ 38.7	\$ 16.7	\$ —	\$ —	\$ 22.0
International	146.3	52.0	—	—	94.3
Fixed income:					
Developed markets	68.0	—	58.4	—	9.6
Emerging markets	42.6	—	18.2	—	24.4
Private alternative investments:					
Hedge funds	261.0	—	—	—	261.0
Equity-like funds	116.0	—	—	1.7	114.3
Cash value of trust owned insurance contract	1,208.3	—	1,208.3	—	—
Real estate	34.8	34.8	—	—	—
Other	45.5	28.1	3.7	—	13.7
Total	\$ 1,961.2	\$ 131.6	\$ 1,288.6	\$ 1.7	\$ 539.3

⁽¹⁾ Certain investments that are measured at fair value using the NAV per share (or its equivalent) as a practical expedient have not been classified in the fair value hierarchy.

No material transfers between Level 1, Level 2, or Level 3 occurred during the year ended December 31, 2016. The activity in the Level 3 investments during the year ended December 31, 2016 was not material.

The fair values of our defined benefit pension plan and retiree health plan assets as of December 31, 2015 by asset category are as follows:

Asset Class	Total	Fair Value Measurements Using			Investments Valued at Net Asset Value ⁽¹⁾
		Quoted Prices in Active Markets for Identical Assets (Level 1)	Significant Observable Inputs (Level 2)	Significant Unobservable Inputs (Level 3)	
Defined Benefit Pension Plans					
Public equity securities:					
U.S.	\$ 414.3	\$ 180.1	\$ —	\$ —	\$ 234.2
International	2,261.7	751.5	—	—	1,510.2
Fixed income:					
Developed markets	1,309.9	—	745.9	—	564.0
Emerging markets	472.3	—	151.5	0.3	320.5
Private alternative investments:					
Hedge funds	3,073.2	2.4	—	—	3,070.8
Equity-like funds	1,221.6	—	0.3	16.8	1,204.5
Real estate	541.1	329.6	—	—	211.5
Other	701.5	255.6	94.4	—	351.5
Total	\$ 9,995.6	\$ 1,519.2	\$ 992.1	\$ 17.1	\$ 7,467.2
Retiree Health Benefit Plans					
Public equity securities:					
U.S.	\$ 40.1	\$ 18.2	\$ —	\$ —	\$ 21.9
International	144.7	51.5	—	—	93.2
Fixed income:					
Developed markets	61.2	—	52.9	—	8.3
Emerging markets	36.9	—	15.3	—	21.6
Private alternative investments:					
Hedge funds	272.3	—	—	—	272.3
Equity-like funds	104.5	—	—	1.7	102.8
Cash value of trust owned insurance contract	1,208.2	—	1,208.2	—	—
Real estate	33.2	33.2	—	—	—
Other	42.6	25.0	0.5	—	17.1
Total	\$ 1,943.7	\$ 127.9	\$ 1,276.9	\$ 1.7	\$ 537.2

⁽¹⁾Certain investments that are measured at fair value using the NAV per share (or its equivalent) as a practical expedient have not been classified in the fair value hierarchy.

No material transfers between Level 1, Level 2, or Level 3 occurred during the year ended December 31, 2015. The activity in the Level 3 investments during the year ended December 31, 2015 was not material.

In 2017, we expect to contribute approximately \$35 million to our defined benefit pension plans to satisfy minimum funding requirements for the year. Additional discretionary contributions are not expected to be significant.

Note 15: Contingencies

We are a party to various legal actions and government investigations. The most significant of these are described below. It is not possible to determine the outcome of these matters, and we cannot reasonably estimate the maximum potential exposure or the range of possible loss in excess of amounts accrued for any of these matters; however, we believe that, except as noted below with respect to the Alimta[®] patent litigation and administrative proceedings, the resolution of all such matters will not have a material adverse effect on our consolidated financial position or liquidity, but could possibly be material to our consolidated results of operations in any one accounting period.

Litigation accruals, environmental liabilities, and the related estimated insurance recoverables are reflected on a gross basis as liabilities and assets, respectively, on our consolidated balance sheets. With respect to the product liability claims currently asserted against us, we have accrued for our estimated exposures to the extent they are both probable and reasonably estimable based on the information available to us. We accrue for certain product liability claims incurred but not filed to the extent we can formulate a reasonable estimate of their costs. We estimate these expenses based primarily on historical claims experience and data regarding product usage. Legal defense costs expected to be incurred in connection with significant product liability loss contingencies are accrued when both probable and reasonably estimable.

Alimta Patent Litigation and Administrative Proceedings

A number of generic manufacturers are seeking approvals in various countries to market generic forms of Alimta prior to the expiration of our vitamin regimen patents, alleging that those patents are invalid, not infringed, or both. We believe our Alimta vitamin regimen patents are valid and enforceable against these generic manufacturers. However, it is not possible to determine the ultimate outcome of the proceedings, and accordingly, we can provide no assurance that we will prevail. An unfavorable outcome could have a material adverse impact on our future consolidated results of operations, liquidity, and financial position. We expect that a loss of exclusivity for Alimta would result in a rapid and severe decline in future revenues for the product in the relevant market.

U.S. Patent Litigation and Administrative Proceedings

We are engaged in various U.S. patent litigation matters involving Alimta brought pursuant to procedures set out in the Drug Price Competition and Patent Term Restoration Act of 1984 (the Hatch-Waxman Act). More than ten Abbreviated New Drug Applications (ANDAs) seeking approval to market generic versions of Alimta prior to the expiration of our vitamin regimen patent (expiring in 2021 plus pediatric exclusivity expiring in 2022) have been filed by a number of companies, including Teva Parenteral Medicines, Inc. (Teva) and APP Pharmaceuticals, LLC (APP). These companies have also alleged the patent is invalid.

In October 2010, we filed a lawsuit in the U.S. District Court for the Southern District of Indiana against Teva, APP and two other defendants seeking rulings that the U.S. vitamin regimen patent is valid and infringed (the Teva/APP litigation). A trial occurred in August 2013; the sole issue before the district court at that time was to determine patent validity. In March 2014, the court ruled that the asserted claims of the vitamin regimen patent are valid. The U.S. District Court for the Southern District of Indiana held a hearing on the issue of infringement in May 2015. In September 2015, the district court ruled that the vitamin regimen patent would be infringed by the generic challengers' proposed products. Teva and APP appealed all of the district court's substantive decisions. In January 2017, the U.S. Court of Appeals for the Federal Circuit affirmed the district court's decisions concerning validity and infringement.

From 2012 through 2016, we filed similar lawsuits against other ANDA defendants seeking a ruling that our patents are valid and infringed. Some of these cases have been stayed pending the outcome of the Teva/APP litigation, and several parties have agreed to be bound by the outcome of the Teva/APP litigation; the remaining cases have been administratively closed.

In 2016 we filed lawsuits alleging infringement against Dr. Reddy's Laboratories and Hospira in response to their alternative salt forms of pemetrexed product.

In June 2016, the United States Patent and Trademark Office (USPTO) granted petitions by Neptune Generics, LLC and Sandoz Inc. seeking *inter partes* review (IPR) of our vitamin regimen patent. Several additional generic companies have filed petitions and joined these proceedings. The final written IPR decisions are expected in mid-2017.

European Patent Litigation and Administrative Proceedings

Generic manufacturers filed an opposition to the European Patent Office's (EPO) decision to grant us a vitamin regimen patent. The Opposition Division of the EPO upheld the patent and the generic manufacturers lodged an appeal. In October 2015 the generic manufacturers withdrew the appeal. As a result, the original EPO decision upholding the patent is now final.

In addition, in the United Kingdom (U.K.), Actavis Group ehf and other Actavis companies (collectively, Actavis) filed litigation asking for a declaratory judgment that commercialization of certain salt forms of pemetrexed (the active ingredient in Alimta) diluted in saline solution would not infringe the vitamin regimen patents for Alimta in the U.K., Italy, France, and Spain. In May 2014, the trial court ruled that the vitamin regimen patents for Alimta would not be infringed by commercialization of alternative salt forms of pemetrexed, after expiration of the compound patents in December 2015. We appealed, and in June 2015, the U.K. Court of Appeal reversed the trial court's decision granting declarations of non-infringement over the Alimta vitamin regimen patents in those countries, ruling that the Alimta vitamin regimen patent would be infringed by commercialization of Actavis' products as proposed to be diluted in saline solution prior to the patent's expiration in June 2021. In February 2016, the U.K. Supreme Court granted our and Actavis' requests for permission to appeal different aspects of the judgment. A hearing is scheduled for April 2017.

In parallel proceedings, Actavis returned to the lower court seeking a declaration of non-infringement for a different proposed product diluted in dextrose solution. In February 2016, the trial court ruled that Actavis' commercialization of this product would not infringe the patent in the U.K., Italy, France, and Spain. We have sought to appeal this ruling.

We commenced separate infringement proceedings against certain Actavis companies in Germany. Following a trial, in April 2014, the German trial court ruled in our favor. The defendants appealed, and after a hearing in March 2015, the German Court of Appeal overturned the trial court and ruled that our vitamin regimen patent in Germany would not be infringed by a dipotassium salt form of pemetrexed. In June 2016, the German Federal Supreme Court granted our appeal, vacating the prior decision denying infringement, and returned the case to the Court of Appeal to reconsider infringement based on its judgment.

In separate proceedings, in May 2016 and June 2016, the German courts confirmed preliminary injunctions against Hexal AG (Hexal), which had stated its intention to launch a generic disodium salt product diluted in saline solution in Germany, and ratiopharm GmbH, a subsidiary of Teva, which had stated its intention to launch a proposed alternative salt form of pemetrexed product diluted in dextrose solution. Hexal has separately filed a challenge to the validity of our vitamin regimen patent before the German Federal Patent court.

In late 2016, the German courts issued preliminary injunctions against two other companies that had stated their intentions to launch a proposed alternative salt form of pemetrexed product diluted in dextrose solution.

We do not anticipate any generic entry into the German market at least until the Court of Appeal proceedings against Actavis considers the issues remanded by the German Federal Supreme Court or the injunctions are lifted.

Additional legal proceedings are ongoing in various national courts of other European countries. We are aware that at least two generic pemetrexed products have launched in a major European market.

Japanese Administrative Proceedings

Three separate demands for invalidation of our two vitamin regimen patents, involving several companies, have been filed with the Japanese Patent Office (JPO). In November 2015, the JPO issued written decisions in the invalidation trial initiated by Sawai Pharmaceutical Co., Ltd. (Sawai), which had been joined by three other companies, upholding both vitamin regimen patents. In February 2017, the Japan Intellectual Property High Court confirmed the decisions of the JPO and ruled in our favor in the invalidation trials initiated by Sawai. If generic challengers do not petition or if their petitions are not accepted to the Japan Supreme Court, the Japan Intellectual Property High Court's decisions are final. These patents provide intellectual property protection for Alimta until June 2021. The remaining invalidation trials initiated by the other parties are currently suspended and are likely to remain so until the High Court decision becomes final.

Notwithstanding our patents, generic versions of Alimta were approved in Japan in 2016. To date, each manufacturer of the generic version of Alimta has agreed not to proceed to pricing approval.

Effient Patent Litigation and Administrative Proceedings

We, along with Daiichi Sankyo, Daiichi Sankyo, Inc., and Ube Industries (Ube) are engaged in U.S. patent litigation involving Effient brought pursuant to procedures set out in the Hatch-Waxman Act. More than 10 different companies have submitted ANDAs seeking approval to market generic versions of Effient prior to the expiration of Daiichi Sankyo's and Ube's patents (expiring in 2023) covering methods of using Effient with aspirin, and alleging the patents are invalid. One of these ANDAs also alleged that the compound patent for Effient (expiring in April 2017) was invalid. We have entered into a settlement relating to the compound patent litigation and anticipate that a generic version could launch as early as mid-August 2017.

Beginning in March 2014, we filed lawsuits in the U.S. District Court for the Southern District of Indiana against these companies, seeking a ruling that the patents are valid and infringed. These cases have been consolidated.

In 2015, several generic pharmaceutical companies filed petitions with the USPTO, requesting IPR of the method patents. In September 2016, the USPTO determined that the method-of-use patents are invalid. Daiichi Sankyo and Ube have appealed these decisions to the U.S. Court of Appeals for the Federal Circuit. We expect a final decision in late 2017. The consolidated lawsuit is currently stayed with respect to all parties pending the outcome of this appeal.

We believe the Effient patents are valid and enforceable against these generic manufacturers. However, it is not possible to determine the outcome of the proceedings, and accordingly, we can provide no assurance that we will prevail. We expect a loss of exclusivity for Effient would result in a rapid and severe decline in future revenues for the product in the relevant market.

Actos® Product Liability Litigation

We have been named along with Takeda Chemical Industries, Ltd., and Takeda affiliates (collectively, Takeda) as a defendant in approximately 6,500 product liability cases in the U.S. related to the diabetes medication Actos, which we co-promoted with Takeda in the U.S. from 1999 until 2006. In general, plaintiffs in these actions allege that Actos caused or contributed to their bladder cancer. Almost all of the active cases have been consolidated in federal multidistrict litigation in the Western District of Louisiana or are pending in a coordinated state court proceeding in California or a coordinated state court proceeding in Illinois.

In April 2015, Takeda announced they will pay approximately \$2.4 billion to resolve the vast majority of the U.S. product liability lawsuits involving Actos. Although the vast majority of U.S. product liability lawsuits involving Actos are included in the resolution program, there may be additional cases pending against Takeda and us following completion of the resolution program. Our agreement with Takeda calls for Takeda to defend and indemnify us against our losses and expenses with respect to the U.S. litigation arising out of the manufacture, use, or sale of Actos and other related expenses in accordance with the terms of the agreement. We believe we are entitled to full indemnification of our losses and expenses in the U.S. cases; however, there can be no guarantee we will ultimately be successful in obtaining full indemnification.

We are also named along with Takeda as a defendant in four purported product liability class actions in Canada related to Actos, including two in Ontario (*Casseres et al. v. Takeda Pharmaceutical North America, Inc., et al. and Carrier et al. v. Eli Lilly et al.*), one in Quebec (*Whyte et al. v. Eli Lilly et al.*), and one in Alberta (*Epp v. Takeda Canada et al.*). We promoted Actos in Canada until 2009.

We believe these lawsuits are without merit, and we and Takeda are prepared to defend against them vigorously.

Cymbalta® Product Liability Litigation

In October 2012, we were named as a defendant in a purported class-action lawsuit in the U.S. District Court for the Central District of California (*Saavedra et al v. Eli Lilly and Company*) involving Cymbalta. The plaintiffs, purporting to represent a class of all persons within the U.S. who purchased and/or paid for Cymbalta, asserted claims under the consumer protection statutes of four states, California, Massachusetts, Missouri, and New York, and sought declaratory, injunctive, and monetary relief for various alleged economic injuries arising from discontinuing treatment with Cymbalta. In December 2014, the district court denied the plaintiffs' motion for class certification. Plaintiffs filed a petition with the U.S. Court of Appeals for the Ninth Circuit requesting permission to file an interlocutory appeal of the denial of class certification, which was denied. Plaintiffs filed a second motion for certification under the consumer protection acts of New York and Massachusetts. The district court denied that motion for class certification in July 2015. The district court dismissed the suit and plaintiffs are appealing to the U.S. Court of Appeals for the Ninth Circuit. Oral argument is expected in late 2017.

We are named in approximately 140 lawsuits involving approximately 1,470 plaintiffs filed in various federal and state courts alleging injuries arising from discontinuation of treatment with Cymbalta. These include approximately 40 individual and multi-plaintiff cases filed in California state court, centralized in a California Judicial Counsel Coordination Proceeding pending in Los Angeles. The first individual product liability cases were tried in August 2015 and resulted in defense verdicts against four plaintiffs.

We have reached a settlement framework which provides for a comprehensive resolution of nearly all of these personal injury claims, filed or unfiled, alleging injuries from discontinuing treatment with Cymbalta. There can be no assurances, however, that a final settlement will be reached.

We believe all these Cymbalta lawsuits and claims are without merit and are prepared to defend against them vigorously.

Brazil–Employee Litigation

Our subsidiary in Brazil, Eli Lilly do Brasil Limitada (Lilly Brasil), is named in a lawsuit brought by the Labor Attorney for 15th Region in the Labor Court of Paulinia, State of Sao Paulo, Brazil, alleging possible harm to employees and former employees caused by exposure to heavy metals at a former Lilly manufacturing facility in Cosmopolis, Brazil, operated by the company between 1977 and 2003. The plaintiffs allege that some employees at the facility were exposed to benzene and heavy metals; however, Lilly Brasil maintains that these alleged contaminants were never used in the facility. In May 2014, the labor court judge ruled against Lilly Brasil. The judge's ruling orders Lilly Brasil to undertake several actions of unspecified financial impact, including paying lifetime medical insurance for the employees and contractors who worked at the Cosmopolis facility more than six months during the affected years and their children born during and after this period. While we cannot currently estimate the range of reasonably possible financial losses that could arise in the event we do not ultimately prevail in the litigation, the judge has estimated the total financial impact of the ruling to be approximately 1.0 billion Brazilian real (approximately \$305 million as of December 31, 2016) plus interest. We strongly disagree with the decision and filed an appeal in May 2014.

We are also named in approximately 30 lawsuits filed in the same court by individual former employees making similar claims.

We believe these lawsuits are without merit and are prepared to defend against them vigorously.

Product Liability Insurance

Because of the nature of pharmaceutical products, it is possible that we could become subject to large numbers of product liability and related claims in the future. Due to a very restrictive market for product liability insurance, we are self-insured for product liability losses for all our currently marketed products.

Note 16: Other Comprehensive Income (Loss)

The following table summarizes the activity related to each component of other comprehensive income (loss):

(Amounts presented net of taxes)	Foreign Currency Translation Gains (Losses)	Unrealized Net Gains (Losses) on Securities	Defined Benefit Pension and Retiree Health Benefit Plans	Effective Portion of Cash Flow Hedges	Accumulated Other Comprehensive Loss
Beginning balance at January 1, 2014	\$ 463.0	\$ 205.2	\$ (2,489.1)	\$ (181.8)	\$ (2,002.7)
Other comprehensive income (loss) before reclassifications	(961.4)	105.2	(1,098.5)	(15.2)	(1,969.9)
Net amount reclassified from accumulated other comprehensive loss	—	(210.7)	185.6	5.9	(19.2)
Net other comprehensive income (loss)	(961.4)	(105.5)	(912.9)	(9.3)	(1,989.1)
Balance at December 31, 2014	(498.4)	99.7	(3,402.0)	(191.1)	(3,991.8)
Other comprehensive income (loss) before reclassifications	(861.8)	38.6	155.0	(36.9)	(705.1)
Net amount reclassified from accumulated other comprehensive loss	—	(128.2)	234.9	9.5	116.2
Net other comprehensive income (loss)	(861.8)	(89.6)	389.9	(27.4)	(588.9)
Balance at December 31, 2015	(1,360.2)	10.1	(3,012.1)	(218.5)	(4,580.7)
Other comprehensive income (loss) before reclassifications	(581.6)	206.7	(518.7)	(2.2)	(895.8)
Net amount reclassified from accumulated other comprehensive loss	74.5	7.2	159.2	9.8	250.7
Net other comprehensive income (loss)	(507.1)	213.9	(359.5)	7.6	(645.1)
Ending balance at December 31, 2016 ⁽¹⁾	\$ (1,867.3)	\$ 224.0	\$ (3,371.6)	\$ (210.9)	\$ (5,225.8)

⁽¹⁾ Accumulated other comprehensive loss as of December 31, 2016 consists of \$5,274.0 million of accumulated other comprehensive loss attributable to controlling interest and \$48.2 million of accumulated other comprehensive income attributable to non-controlling interest.

The tax effects on the net activity related to each component of other comprehensive income (loss) for the years ended December 31, were as follows:

Tax (expense) benefit	2016	2015	2014
Foreign currency translation gains (losses)	\$ (70.6)	\$ (2.0)	\$ —
Unrealized net gains (losses) on securities	(89.2)	48.5	56.7
Defined benefit pension and retiree health benefit plans	153.3	(183.0)	414.7
Effective portion of cash flow hedges	(4.1)	14.6	5.2
Provision for income taxes related to other comprehensive income (loss) items	\$ (10.6)	\$ (121.9)	\$ 476.6

Except for the tax effects of foreign currency translation gains and losses related to our foreign currency-denominated notes, cross-currency interest rate swaps, and other foreign currency exchange contracts designated as net investment hedges (see Note 7), income taxes were not provided for foreign currency translation. Generally, the assets and liabilities of foreign operations are translated into U.S. dollars using the current exchange rate. For those operations, changes in exchange rates generally do not affect cash flows; therefore, resulting translation adjustments are made in shareholders' equity rather than in the consolidated statements of operations.

Reclassifications out of accumulated other comprehensive loss were as follows:

Details about Accumulated Other Comprehensive Loss Components	Year Ended December 31,			Affected Line Item in the Consolidated Statements of Operations
	2016	2015	2014	
Amortization of retirement benefit items:				
Prior service benefits, net	\$ (74.0)	\$ (80.7)	\$ (34.0)	(1)
Actuarial losses	304.7	421.2	303.0	(1)
Total before tax	230.7	340.5	269.0	
Tax benefit	(71.5)	(105.6)	(83.4)	Income taxes
Net of tax	159.2	234.9	185.6	
Unrealized gains/losses on available-for-sale securities:				
Realized gains, net	(16.1)	(209.3)	(324.1)	Other—net, (income) expense
Impairment losses	27.3	12.0	—	Other—net, (income) expense
Total before tax	11.2	(197.3)	(324.1)	
Tax expense	(4.0)	69.1	113.4	Income taxes
Net of tax	7.2	(128.2)	(210.7)	
Other, net of tax (2)	84.3	9.5	5.9	Other—net, (income) expense
Total reclassifications for the period, net of tax	\$ 250.7	\$ 116.2	\$ (19.2)	

(1) These accumulated other comprehensive loss components are included in the computation of net periodic pension cost (see Note 14).

(2) Amount for year ended December 31, 2016 included primarily \$74.5 million of foreign currency translation losses.

Note 17: Other—Net, (Income) Expense

Other—net, (income) expense consisted of the following:

	2016	2015	2014
Interest expense	\$ 185.2	\$ 161.2	\$ 148.8
Interest income	(108.7)	(87.0)	(121.0)
Venezuela charge	203.9	—	—
Debt extinguishment loss (Note 10)	—	166.7	—
Other income	(195.6)	(341.5)	(368.3)
Other—net, (income) expense	\$ 84.8	\$ (100.6)	\$ (340.5)

In 2016, due to the financial crisis in Venezuela and the significant deterioration of the bolívar, we changed the exchange rate used to translate the assets and liabilities of our subsidiaries in Venezuela which resulted in a charge of \$203.9 million. Prior to this change, we used the Supplementary Foreign Currency Administration System (SICAD) rate; however, this official rate was discontinued in 2016. After considering several factors, including the future uncertainty of the Venezuelan economy, published exchange rates, and the limited amount of foreign currency exchanged, we changed to the Divisa Complementaria (DICOM) rate.

For the years ended December 31, 2016, 2015, and 2014, other income is primarily related to net gains on investments (Note 7). Other income in 2014 also related to the transfer to Boehringer Ingelheim of our license rights to co-promote linagliptin and empagliflozin in certain countries (Note 4).

Note 18: Segment Information

We have two operating segments—human pharmaceutical products and animal health products. Our operating segments are distinguished by the ultimate end user of the product—humans or animals. Performance is evaluated based on profit or loss from operations before income taxes. The accounting policies of the individual segments are the same as those described throughout the notes to the consolidated financial statements.

Our human pharmaceutical products segment includes the discovery, development, manufacturing, marketing, and sales of human pharmaceutical products worldwide in the following therapeutic areas: endocrinology, neuroscience, oncology, cardiovascular, and other. We lost our data package protection for Cymbalta in major European countries in 2014 and lost patent exclusivity in the U.S. for Evista® in March 2014, both of which resulted in the immediate entry of generic competitors and a rapid and severe decline in revenue. We also lost patent exclusivity for the schizophrenia and bipolar mania indications in December 2015 and April 2016, respectively, for Zyprexa® in Japan. Generic versions of Zyprexa were launched in Japan in June 2016. The loss of exclusivity for Zyprexa in Japan has caused a rapid and severe decline in revenue for the product. We will lose our patent protection for Strattera® in the U.S. in May 2017 and Cialis® in the U.S. and major European markets in November 2017. We will also lose exclusivity for Effient in the U.S. in October 2017, and we have authorized one generic manufacturer to enter the market as early as mid-August 2017.

Our animal health segment, operating through our Elanco animal health division, includes the development, manufacturing, marketing, and sales of animal health products worldwide for both food and companion animals. Animal health products include Rumensin®, Posilac®, Maxiban®, Tylan®, Denagard®, Optaflexx®, and other products for livestock and poultry, as well as Trifexis®, Comfortis®, and other products for companion animals. The animal health segment amounts for the years ended December 31, 2016 and 2015 include the results of operations from Novartis AH, which was acquired on January 1, 2015 (Note 3).

Most of our pharmaceutical products are distributed through wholesalers that serve pharmacies, physicians and other health care professionals, and hospitals. For the years ended December 31, 2016, 2015, and 2014, our three largest wholesalers each accounted for between 8 percent and 17 percent of consolidated total revenue. Further, they each accounted for between 12 percent and 21 percent of accounts receivable as of December 31, 2016 and 2015. Animal health products are sold primarily to wholesale distributors.

We manage our assets on a total company basis, not by operating segment, as the assets of the animal health business are intermixed with those of the pharmaceutical products business. Therefore, our chief operating decision maker does not review any asset information by operating segment and, accordingly, we do not report asset information by operating segment.

We are exposed to the risk of changes in social, political, and economic conditions inherent in foreign operations, and our results of operations and the value of our foreign assets are affected by fluctuations in foreign currency exchange rates.

The following table summarizes our revenue activity:

	2016	2015	2014
Segment revenue—to unaffiliated customers:			
Human pharmaceutical products:			
Endocrinology:			
<i>Humalog</i> [®]	\$ 2,768.8	\$ 2,841.9	\$ 2,785.2
<i>Forteo</i> [®]	1,500.0	1,348.3	1,322.0
<i>Humulin</i> [®]	1,365.9	1,307.4	1,400.1
<i>Trulicity</i> [®]	925.5	248.7	10.2
<i>Trajenta</i>	436.6	356.8	328.8
<i>Evista</i>	172.4	237.3	419.8
<i>Other Endocrinology</i>	913.6	696.4	672.9
Total Endocrinology	8,082.8	7,036.8	6,939.0
Oncology:			
<i>Alimta</i>	2,283.3	2,493.1	2,792.0
<i>Erbix</i>	687.0	485.0	373.3
<i>Cyramza</i> [®]	614.1	383.8	75.6
<i>Other Oncology</i>	137.4	147.9	152.1
Total Oncology	3,721.8	3,509.8	3,393.0
Cardiovascular:			
<i>Cialis</i>	2,471.6	2,310.7	2,291.0
<i>Effient</i>	535.2	523.0	522.2
<i>Other Cardiovascular</i>	218.6	234.3	240.3
Total Cardiovascular	3,225.4	3,068.0	3,053.5
Neuroscience:			
<i>Cymbalta</i> ⁽¹⁾	930.5	1,027.6	1,614.7
<i>Strattera</i>	854.7	784.0	738.5
<i>Zyprexa</i>	725.3	940.3	1,037.3
<i>Other Neuroscience</i>	209.8	183.5	206.0
Total Neuroscience	2,720.3	2,935.4	3,596.5
Other human pharmaceutical products	313.6	227.7	287.0
Total human pharmaceutical products	18,063.9	16,777.7	17,269.0
Animal health products	3,158.2	3,181.0	2,346.6
Revenue	\$ 21,222.1	\$ 19,958.7	\$ 19,615.6

	2016	2015	2014
Segment profits:			
Human pharmaceutical products	\$ 4,010.0	\$ 4,026.7	\$ 3,604.6
Animal health products	663.7	597.9	621.8
Total segment profits	\$ 4,673.7	\$ 4,624.6	\$ 4,226.4
Reconciliation of total segment profits to consolidated income before taxes:			
Segment profits	\$ 4,673.7	\$ 4,624.6	\$ 4,226.4
Other profits (losses):			
Amortization of intangible assets (Note 8)	(683.3)	(626.2)	(530.2)
Asset impairment, restructuring, and other special charges (Note 5)	(382.5)	(367.7)	(468.7)
Venezuela charge (Note 17)	(203.9)	—	—
Acquired in-process research and development (Notes 3 and 4)	(30.0)	(535.0)	(200.2)
Inventory fair value adjustment related to Novartis AH (Note 3)	—	(153.0)	—
Debt repurchase charges, net ⁽²⁾ (Note 10)	—	(152.7)	—
U.S. Branded Prescription Drug Fee	—	—	(119.0)
Income related to transfer of linagliptin and empagliflozin rights in certain countries to Boehringer Ingelheim (Note 4)	—	—	92.0
Consolidated income before taxes	\$ 3,374.0	\$ 2,790.0	\$ 3,000.3

Numbers may not add due to rounding.

⁽¹⁾ Cymbalta revenues benefited from reductions to the reserve for expected product returns of approximately \$175 million during the year ended December 31, 2016.

⁽²⁾ We recognized pretax net charges of \$152.7 million for the year ended December 31, 2015, attributable to the debt extinguishment loss of \$166.7 million from the purchase and redemption of certain fixed-rate notes, partially offset by net gains from non-hedging interest rate swaps and foreign currency transactions associated with the related issuance of euro-denominated notes.

Depreciation and software amortization expense included in our segment profits was as follows:

	2016	2015	2014
Human pharmaceutical products	\$ 723.4	\$ 720.7	\$ 790.0
Animal health products	89.9	80.8	58.8
Total depreciation expense and software amortization included in segment profits	\$ 813.3	\$ 801.5	\$ 848.8

For internal management reporting presented to the chief operating decision maker, certain costs are fully allocated to our human pharmaceutical products segment and therefore are not reflected in the animal health segment's profit. Such items include costs associated with treasury-related financing, global administrative services, certain acquisition-related transaction costs, and certain manufacturing costs.

	2016	2015	2014
Geographic Information			
Revenue—to unaffiliated customers ⁽¹⁾ :			
United States	\$ 11,506.2	\$ 10,097.4	\$ 9,134.1
Europe	3,768.1	3,943.6	4,506.7
Japan	2,330.9	2,033.1	2,027.1
Other foreign countries	3,616.9	3,884.6	3,947.7
Revenue	<u>\$ 21,222.1</u>	<u>\$ 19,958.7</u>	<u>\$ 19,615.6</u>
Long-lived assets ⁽²⁾ :			
United States	\$ 4,984.6	\$ 4,576.8	\$ 4,566.2
Europe	2,140.7	2,306.4	2,401.5
Japan	92.4	89.2	80.4
Other foreign countries	1,776.8	1,724.2	1,499.1
Long-lived assets	<u>\$ 8,994.5</u>	<u>\$ 8,696.6</u>	<u>\$ 8,547.2</u>

⁽¹⁾ Revenue is attributed to the countries based on the location of the customer.

⁽²⁾ Long-lived assets consist of property and equipment, net, and certain sundry assets.

Note 19: Selected Quarterly Data (unaudited)

2016	Fourth	Third	Second	First
Revenue	\$ 5,760.5	\$ 5,191.7	\$ 5,404.8	\$ 4,865.1
Cost of sales	1,466.0	1,400.9	1,465.0	1,323.0
Operating expenses ⁽¹⁾	3,240.7	2,801.8	2,958.5	2,694.9
Acquired in-process research and development	30.0	—	—	—
Asset impairment, restructuring, and other special charges	147.6	45.5	58.0	131.4
Other—net, (income) expense	(15.8)	(27.2)	(21.2)	149.0
Income before income taxes	892.0	970.7	944.5	566.8
Net income	771.8	778.0	747.7	440.1
Earnings per share—basic	0.73	0.74	0.71	0.42
Earnings per share—diluted	0.73	0.73	0.71	0.41
Dividends paid per share	0.51	0.51	0.51	0.51
Common stock closing prices:				
High	83.06	83.40	78.75	84.11
Low	65.97	76.85	72.57	69.06
2015	Fourth	Third	Second	First
Revenue	\$ 5,375.6	\$ 4,959.7	\$ 4,978.7	\$ 4,644.7
Cost of sales	1,389.2	1,236.9	1,218.4	1,192.7
Operating expenses ⁽¹⁾	3,242.6	2,719.1	2,804.9	2,562.8
Acquired in-process research and development	199.0	—	80.0	256.0
Asset impairment, restructuring, and other special charges	144.9	42.4	72.4	108.0
Other—net, (income) expense	(44.7)	(86.5)	123.3	(92.7)
Income before income taxes	444.6	1,047.8	679.7	617.9
Net income	478.4	799.7	600.8	529.5
Earnings per share—basic	0.45	0.75	0.57	0.50
Earnings per share—diluted	0.45	0.75	0.56	0.50
Dividends paid per share	0.50	0.50	0.50	0.50
Common stock closing prices:				
High	87.52	89.98	86.59	76.36
Low	76.98	78.26	70.89	68.41

⁽¹⁾ Includes research and development and marketing, selling, and administrative expenses.

Our common stock is listed on the New York Stock Exchange (NYSE), NYSE Euronext, and SIX Swiss Exchange.

Management's Reports

Management's Report for Financial Statements—Eli Lilly and Company and Subsidiaries

Management of Eli Lilly and Company and subsidiaries is responsible for the accuracy, integrity, and fair presentation of the financial statements. The statements have been prepared in accordance with generally accepted accounting principles in the United States and include amounts based on judgments and estimates by management. In management's opinion, the consolidated financial statements present fairly our financial position, results of operations, and cash flows.

In addition to the system of internal accounting controls, we maintain a code of conduct (known as "*The Red Book*") that applies to all employees worldwide, requiring proper overall business conduct, avoidance of conflicts of interest, compliance with laws, and confidentiality of proprietary information. All employees must take training annually on *The Red Book* and are required to report suspected violations. A hotline number is published in *The Red Book* to enable employees to report suspected violations anonymously. Employees who report suspected violations are protected from discrimination or retaliation by the company. In addition to *The Red Book*, the chief executive officer and all financial management must sign a financial code of ethics, which further reinforces their ethical and fiduciary responsibilities.

The consolidated financial statements have been audited by Ernst & Young LLP, an independent registered public accounting firm. Their responsibility is to examine our consolidated financial statements in accordance with generally accepted auditing standards of the Public Company Accounting Oversight Board (United States). Ernst & Young's opinion with respect to the fairness of the presentation of the statements is included in Item 8 of our annual report on Form 10-K. Ernst & Young reports directly to the audit committee of the board of directors.

Our audit committee includes five nonemployee members of the board of directors, all of whom are independent from our company. The committee charter, which is available on our website, outlines the members' roles and responsibilities and is consistent with enacted corporate reform laws and regulations. It is the audit committee's responsibility to appoint an independent registered public accounting firm subject to shareholder ratification, approve both audit and non-audit services performed by the independent registered public accounting firm, and review the reports submitted by the firm. The audit committee meets several times during the year with management, the internal auditors, and the independent public accounting firm to discuss audit activities, internal controls, and financial reporting matters, including reviews of our externally published financial results. The internal auditors and the independent registered public accounting firm have full and free access to the committee.

We are dedicated to ensuring that we maintain the high standards of financial accounting and reporting that we have established. We are committed to providing financial information that is transparent, timely, complete, relevant, and accurate. Our culture demands integrity and an unyielding commitment to strong internal practices and policies. Finally, we have the highest confidence in our financial reporting, our underlying system of internal controls, and our people, who are objective in their responsibilities and operate under a code of conduct and the highest level of ethical standards.

Management's Report on Internal Control Over Financial Reporting—Eli Lilly and Company and Subsidiaries

Management of Eli Lilly and Company and subsidiaries is responsible for establishing and maintaining adequate internal control over financial reporting as defined in Rules 13a-15(f) and 15d-15(f) under the Securities Exchange Act of 1934. We have global financial policies that govern critical areas, including internal controls, financial accounting and reporting, fiduciary accountability, and safeguarding of corporate assets. Our internal accounting control systems are designed to provide reasonable assurance that assets are safeguarded, that transactions are executed in accordance with management's authorization and are properly recorded, and that accounting records are adequate for preparation of financial statements and other financial information. A staff of internal auditors regularly monitors, on a worldwide basis, the adequacy and effectiveness of internal accounting controls. The general auditor reports directly to the audit committee of the board of directors.

We conducted an evaluation of the effectiveness of our internal control over financial reporting based on the framework in "2013 *Internal Control—Integrated Framework*" issued by the Committee of Sponsoring Organizations of the Treadway Commission.

Based on our evaluation under this framework, we concluded that our internal control over financial reporting was effective as of December 31, 2016. However, because of its inherent limitations, internal control over financial reporting may not prevent or detect misstatements. Also, projections of any evaluation of effectiveness to future periods are subject to the risk that controls may become inadequate because of changes in conditions, or that the degree of compliance with the policies or procedures may deteriorate.

The internal control over financial reporting has been assessed by Ernst & Young LLP as of December 31, 2016. Their responsibility is to evaluate whether internal control over financial reporting was designed and operating effectively.

David A. Ricks
President and Chief Executive Officer

Derica W. Rice
Executive Vice President, Global Services and Chief Financial Officer

February 21, 2017

Report of Independent Registered Public Accounting Firm

The Board of Directors and Shareholders of Eli Lilly and Company

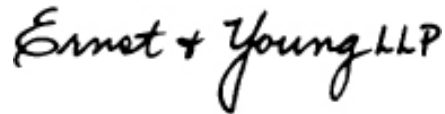
We have audited the accompanying consolidated balance sheets of Eli Lilly and Company and subsidiaries as of December 31, 2016 and 2015, and the related consolidated statements of operations, comprehensive income, shareholders' equity and cash flows for each of the three years in the period ended December 31, 2016. These financial statements are the responsibility of the Company's management. Our responsibility is to express an opinion on these financial statements based on our audits.

We conducted our audits in accordance with the standards of the Public Company Accounting Oversight Board (United States). Those standards require that we plan and perform the audit to obtain reasonable assurance about whether the financial statements are free of material misstatement. An audit includes examining, on a test basis, evidence supporting the amounts and disclosures in the financial statements. An audit also includes assessing the accounting principles used and significant estimates made by management, as well as evaluating the overall financial statement presentation. We believe that our audits provide a reasonable basis for our opinion.

In our opinion, the financial statements referred to above present fairly, in all material respects, the consolidated financial position of Eli Lilly and Company and subsidiaries at December 31, 2016 and 2015, and the consolidated results of their operations and their cash flows for each of the three years in the period ended December 31, 2016, in conformity with U.S. generally accepted accounting principles.

As discussed in Note 2 to the consolidated financial statements, the Company changed its method of classification of cash flows for the tax effects of share-based payment awards as a result of the adoption of the amendments to the FASB Accounting Standards Codification resulting from Accounting Standards Update No. 2016-09, *Compensation - Stock Compensation (Topic 718): Improvements to Employee Share-Based Payment Accounting*.

We also have audited, in accordance with the standards of the Public Company Accounting Oversight Board (United States), Eli Lilly and Company and subsidiaries' internal control over financial reporting as of December 31, 2016, based on criteria established in Internal Control-Integrated Framework issued by the Committee of Sponsoring Organizations of the Treadway Commission (2013 framework), and our report dated February 21, 2017, expressed an unqualified opinion thereon.

The signature of Ernst & Young LLP is written in a cursive, handwritten style in black ink.

Indianapolis, Indiana

February 21, 2017

Report of Independent Registered Public Accounting Firm

The Board of Directors and Shareholders of Eli Lilly and Company

We have audited Eli Lilly and Company and subsidiaries' internal control over financial reporting as of December 31, 2016, based on criteria established in Internal Control-Integrated Framework issued by the Committee of Sponsoring Organizations of the Treadway Commission (2013 framework) (the COSO criteria). Eli Lilly and Company and subsidiaries' management is responsible for maintaining effective internal control over financial reporting, and for its assessment of the effectiveness of internal control over financial reporting included in the accompanying Management's Report on Internal Control Over Financial Reporting. Our responsibility is to express an opinion on the Company's internal control over financial reporting based on our audit.

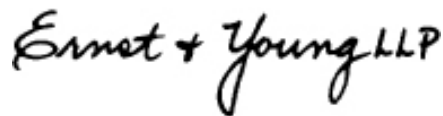
We conducted our audit in accordance with the standards of the Public Company Accounting Oversight Board (United States). Those standards require that we plan and perform the audit to obtain reasonable assurance about whether effective internal control over financial reporting was maintained in all material respects. Our audit included obtaining an understanding of internal control over financial reporting, assessing the risk that a material weakness exists, testing and evaluating the design and operating effectiveness of internal control based on the assessed risk, and performing such other procedures as we considered necessary in the circumstances. We believe that our audit provides a reasonable basis for our opinion.

A company's internal control over financial reporting is a process designed to provide reasonable assurance regarding the reliability of financial reporting and the preparation of financial statements for external purposes in accordance with generally accepted accounting principles. A company's internal control over financial reporting includes those policies and procedures that (1) pertain to the maintenance of records that, in reasonable detail, accurately and fairly reflect the transactions and dispositions of the assets of the company; (2) provide reasonable assurance that transactions are recorded as necessary to permit preparation of financial statements in accordance with generally accepted accounting principles, and that receipts and expenditures of the company are being made only in accordance with authorizations of management and directors of the company; and (3) provide reasonable assurance regarding prevention or timely detection of unauthorized acquisition, use, or disposition of the company's assets that could have a material effect on the financial statements.

Because of its inherent limitations, internal control over financial reporting may not prevent or detect misstatements. Also, projections of any evaluation of effectiveness to future periods are subject to the risk that controls may become inadequate because of changes in conditions, or that the degree of compliance with the policies or procedures may deteriorate.

In our opinion, Eli Lilly and Company and subsidiaries maintained, in all material respects, effective internal control over financial reporting as of December 31, 2016, based on the COSO criteria.

We also have audited, in accordance with the standards of the Public Company Accounting Oversight Board (United States), the 2016 consolidated financial statements of Eli Lilly and Company and subsidiaries and our report dated February 21, 2017 expressed an unqualified opinion thereon.

The signature of Ernst & Young LLP is written in a cursive, handwritten style in black ink.

Indianapolis, Indiana

February 21, 2017

Item 9. Changes in and Disagreements with Accountants on Accounting and Financial Disclosure

None.

Item 9A. Controls and Procedures

Disclosure Controls and Procedures

Under applicable Securities and Exchange Commission (SEC) regulations, management of a reporting company, with the participation of the principal executive officer and principal financial officer, must periodically evaluate the company's "disclosure controls and procedures," which are defined generally as controls and other procedures designed to ensure that information required to be disclosed by the reporting company in its periodic reports filed with the SEC (such as this Form 10-K) is recorded, processed, summarized, and reported on a timely basis.

Our management, with the participation of David A. Ricks, president and chief executive officer, and Derica W. Rice, executive vice president, global services and chief financial officer, evaluated our disclosure controls and procedures as of December 31, 2016, and concluded that they are effective.

Internal Control over Financial Reporting

Mr. Ricks and Mr. Rice provided a report on behalf of management on our internal control over financial reporting, in which management concluded that the company's internal control over financial reporting is effective at December 31, 2016. In addition, Ernst & Young LLP, the company's independent registered public accounting firm, provided an attestation report on the company's internal control over financial reporting as of December 31, 2016. You can find the full text of management's report and Ernst & Young's attestation report in Item 8, and both reports are incorporated by reference in this Item.

Changes in Internal Controls

During the fourth quarter of 2016, there were no changes in our internal control over financial reporting that materially affected, or are reasonably likely to materially affect, our internal control over financial reporting.

Item 9B. Other Information

Not applicable.

Part III

Item 10. Directors, Executive Officers, and Corporate Governance

Directors and Executive Officers

Information relating to our Board of Directors is found in our Proxy Statement to be dated on or about March 20, 2017 (the Proxy Statement) under "Board of Directors" and is incorporated in this report by reference.

Information relating to our executive officers is found at Item 1, "Business—Executive Officers of the Company."

Code of Ethics

Information relating to our code of ethics is found in our Proxy Statement under "Code of Ethics" and is incorporated in this report by reference.

Corporate Governance

Information about the procedures by which shareholders can recommend nominees to our board of directors is found in our Proxy Statement under "Director Qualifications and Nomination Process" and is incorporated in this report by reference.

The board has appointed an audit committee consisting entirely of independent directors in accordance with applicable SEC and New York Stock Exchange rules for audit committees. Information about our audit committee is found in our Proxy Statement under "Audit Committee" and is incorporated in this report by reference.

Section 16(a) Reporting Compliance

Information about our compliance with Section 16(a) is found in our Proxy Statement under "Other Matters—Section 16(a) Beneficial Ownership Reporting Compliance" and is incorporated in this report by reference.

Item 11. Executive Compensation

Information on director compensation, executive compensation, and compensation committee matters can be found in the Proxy Statement under "Director Compensation," "Committees of the Board of Directors—Compensation Committee," "Compensation Discussion and Analysis," and "Executive Compensation." That information is incorporated in this report by reference.

Item 12. Security Ownership of Certain Beneficial Owners and Management and Related Stockholder Matters

Security Ownership of Certain Beneficial Owners and Management

Information relating to ownership of the company's common stock by management and by persons known by the company to be the beneficial owners of more than five percent of the outstanding shares of common stock is found in the Proxy Statement under "Ownership of Company Stock." That information is incorporated in this report by reference.

Securities Authorized for Issuance Under Equity Compensation Plans

Information about our compensation plans under which shares of Lilly common stock have been authorized for issuance as of December 31, 2016 can be found in the Proxy Statement under “Item 5. Proposal to Amend the Lilly Directors’ Deferral Plan” and is incorporated in this report by reference.

Item 13. Certain Relationships and Related Transactions, and Director Independence

Related Person Transactions

Information relating to three related person transactions and the board’s policies and procedures for approval of related person transactions can be found in the Proxy Statement under “Highlights of the Company’s Corporate Governance—Conflicts of Interest and Transactions with Related Persons.” That information is incorporated in this report by reference.

Director Independence

Information relating to director independence can be found in the Proxy Statement under “Director Independence” and is incorporated in this report by reference.

Item 14. Principal Accountant Fees and Services

Information related to the fees and services of our principal independent accountants, Ernst & Young LLP, can be found in the Proxy Statement under “Item 3. Proposal to Ratify the Appointment of Principal Independent Auditor—Audit Committee Report—Services Performed by the Independent Auditor” and “Independent Auditor Fees.” That information is incorporated in this report by reference.

Item 15. Exhibits and Financial Statement Schedules

(a)1. Financial Statements

The following consolidated financial statements of the company and its subsidiaries are found at Item 8:

- Consolidated Statements of Operations—Years Ended December 31, 2016, 2015, and 2014
- Consolidated Statements of Comprehensive Income—Years Ended December 31, 2016, 2015, and 2014
- Consolidated Balance Sheets—December 31, 2016 and 2015
- Consolidated Statements of Shareholders’ Equity—Years Ended December 31, 2016, 2015, and 2014
- Consolidated Statements of Cash Flows—Years Ended December 31, 2016, 2015, and 2014
- Notes to Consolidated Financial Statements

(a)2. Financial Statement Schedules

The consolidated financial statement schedules of the company and its subsidiaries have been omitted because they are not required, are inapplicable, or are adequately explained in the financial statements.

Financial statements of interests of 50 percent or less, which are accounted for by the equity method, have been omitted because they do not, considered in the aggregate as a single subsidiary, constitute a significant subsidiary.

(a)3. Exhibits

- 2.1 Stock and Asset Purchase Agreement between Novartis AG and Eli Lilly and Company dated as of April 22, 2014
- 2.2 First Amendment to Stock and Asset Purchase Agreement between Novartis AG and Eli Lilly and Company dated as of December 17, 2014
- 3.1 Amended Articles of Incorporation
- 3.2 Bylaws, as amended
- 4.1 Indenture with respect to Debt Securities dated as of February 1, 1991, between Eli Lilly and Company and Deutsche Bank Trust Company Americas, as successor trustee to Citibank, N.A., Trustee
- 4.2 Agreement dated September 13, 2007 appointing Deutsche Bank Trust Company Americas as Successor Trustee under the Indenture listed above
- 10.1 2002 Lilly Stock Plan, as amended⁽¹⁾
- 10.2 Form of Performance Award under the 2002 Lilly Stock Plan⁽¹⁾
- 10.3 Form of Shareholder Value Award under the 2002 Lilly Stock Plan⁽¹⁾
- 10.4 The Lilly Deferred Compensation Plan, as amended⁽¹⁾
- 10.5 The Lilly Directors' Deferral Plan, as amended⁽¹⁾
- 10.6 The Eli Lilly and Company Bonus Plan, as amended⁽¹⁾
- 10.7 The Eli Lilly and Company Executive Officer Incentive Plan⁽¹⁾
- 10.8 2007 Change in Control Severance Pay Plan for Select Employees, as amended⁽¹⁾
- 12 Statement re: Computation of Ratio of Earnings to Fixed Charges
- 21 List of Subsidiaries
- 23 Consent of Independent Registered Public Accounting Firm
- 31.1 Rule 13a-14(a) Certification of David A. Ricks, President and Chief Executive Officer
- 31.2 Rule 13a-14(a) Certification of Derica W. Rice, Executive Vice President, Global Services and Chief Financial Officer
- 32 Section 1350 Certification
- 101 Interactive Data File

⁽¹⁾ Indicates management contract or compensatory plan.

Item 16. Form 10-K Summary

Not applicable.

Signatures

Pursuant to the requirements of Section 13 or 15(d) of the Securities Exchange Act of 1934, the Registrant has duly caused this report to be signed on its behalf by the undersigned thereunto duly authorized.

Eli Lilly and Company

By /s/ David A. Ricks

David A. Ricks

President and Chief Executive Officer

February 21, 2017

Pursuant to the requirements of the Securities Exchange Act of 1934, this report has been signed below on February 21, 2017 by the following persons on behalf of the Registrant and in the capacities indicated.

Signature	Title
/s/ David A. Ricks David A. Ricks	President, Chief Executive Officer, and Director (principal executive officer)
/s/ Derica W. Rice DERICA W. RICE	Executive Vice President, Global Services and Chief Financial Officer (principal financial officer)
/s/ Donald A. Zakrowski DONALD A. ZAKROWSKI	Vice President, Finance and Chief Accounting Officer (principal accounting officer)
/s/ John C. Lechleiter, Ph.D. JOHN C. LECHLEITER, Ph.D.	Chairman of the Board
/s/ Ralph Alvarez RALPH ALVAREZ	Director
/s/ Katherine Baicker, Ph.D. KATHERINE BAICKER, Ph.D.	Director
/s/ Carolyn R. Bertozzi, Ph.D. CAROLYN R. BERTOZZI, Ph.D.	Director
/s/ Michael L. Eskew MICHAEL L. ESKEW	Director
/s/ J. Erik Fyrwald J. ERIK FYRWALD	Director
/s/ R. David Hoover R. DAVID HOOVER	Director
/s/ Jamere Jackson JAMERE JACKSON	Director
/s/ William G. Kaelin, Jr., M.D. WILLIAM G. KAELIN, JR., M.D.	Director
/s/ Juan R. Luciano JUAN R. LUCIANO	Director
/s/ Ellen R. Marram ELLEN R. MARRAM	Director
/s/ Franklyn G. Prendergast, M.D., Ph.D. FRANKLYN G. PRENDERGAST, M.D., Ph.D.	Director
/s/ Marschall S. Runge, M.D., Ph.D. MARSCHALL S. RUNGE, M.D., Ph.D.	Director
/s/ Kathi P. Seifert KATHI P. SEIFERT	Director
/s/ Jackson P. Tai JACKSON P. TAI	Director

Trademarks Used In This Report

Trademarks or service marks owned by Eli Lilly and Company or its subsidiaries or affiliates, when first used in this report, appear with an initial capital and are followed by the symbol ® or ™, as applicable. In subsequent uses of the marks in the report, the symbols may be omitted.

Actos® is a trademark of Takeda Pharmaceutical Company Limited.

ENHANZE™ is a trademark of Halozyme Therapeutics, Inc.

Byetta® is a trademark of Amylin Pharmaceuticals, Inc.

Glyxambi®, Jardiance®, Jentadueto®, Synjardy® and Trajenta® are trademarks of Boehringer Ingelheim GmbH.

Sentinel® is a trademark of Virbac Corporation.

Viagra® is a trademark of Pfizer Inc.

Index to Exhibits

The following documents are filed as part of this report:

<u>Exhibit</u>		<u>Location</u>
2.1	Stock and Asset Purchase Agreement between Novartis AG and Eli Lilly and Company dated as of April 22, 2014	Incorporated by reference to Exhibit 2 to the Company's Report on Form 10-Q for the quarter ended June 30, 2014
2.2	First Amendment to Stock and Asset Purchase Agreement between Novartis AG and Eli Lilly and Company dated as of December 17, 2014 (confidential treatment requested for certain information in this Amendment)	Incorporated by reference to Exhibit 2.2 to the Company's Report on Form 10-K for the year ended December 31, 2014
3.1	Amended Articles of Incorporation	Incorporated by reference to Exhibit 3.1 to the Company's Report on Form 10-K for the year ended December 31, 2013
3.2	Bylaws, as amended	Incorporated by reference to Exhibit 99 to the Company's Report on Form 8-K filed February 27, 2012
4.1	Indenture with respect to Debt Securities dated as of February 1, 1991, between Eli Lilly and Company and Deutsche Bank Trust Company Americas, as successor trustee to Citibank, N.A., Trustee	Incorporated by reference to Exhibit 4.1 to the Company's Registration Statement on Form S-3, Registration No. 333-186979
4.2	Agreement dated September 13, 2007 appointing Deutsche Bank Trust Company Americas as Successor Trustee under the Indenture listed above	Incorporated by reference to Exhibit 4.2 to the Company's Report on Form 10-K for the year ended December 31, 2008 (SEC File No. 001-06351, Film No. 09640420)
10.1	2002 Lilly Stock Plan, as amended	Incorporated by reference to Exhibit 10 to the Company's Report on Form 10-Q for the quarter ended September 30, 2012
10.2	Form of Performance Award under the 2002 Lilly Stock Plan	Attached
10.3	Form of Shareholder Value Award under the 2002 Lilly Stock Plan	Attached
10.4	The Lilly Deferred Compensation Plan, as amended	Incorporated by reference to Exhibit 10.5 to the Company's Report on Form 10-K for the year ended December 31, 2013
10.5	The Lilly Directors' Deferral Plan, as amended	Incorporated by reference to Exhibit 10 to the Company's Report on Form 10-Q for the quarter ended September 30, 2009 (SEC File No. 001-06351, Film No. 091147352)
10.6	The Eli Lilly and Company Bonus Plan, as amended	Incorporated by reference to Exhibit 10.7 to the Company's Report on Form 10-K for the year ended December 31, 2013
10.7	The Eli Lilly and Company Executive Officer Incentive Plan	Incorporated by reference to Appendix B to the Company's proxy statement on Schedule 14A filed March 7, 2011 (SEC File No. 001-06351, Film No. 11666753)


Exhibit**Location**

10.8	2007 Change in Control Severance Pay Plan for Select Employees, as amended	Incorporated by reference to Exhibit 10 to the Company's Report on Form 10-Q for the quarter ended September 30, 2010 (SEC File No. 001-06351, Film No. 101149876)
12	Statement re: Computation of Ratio of Earnings to Fixed Charges	Attached
21	List of Subsidiaries	Attached
23	Consent of Registered Independent Public Accounting Firm	Attached
31.1	Rule 13a-14(a) Certification of David A. Ricks, President and Chief Executive Officer	Attached
31.2	Rule 13a-14(a) Certification of Derica W. Rice, Executive Vice President, Global Services and Chief Financial Officer	Attached
32	Section 1350 Certification	Attached
101	Interactive Data File	Attached

Eli Lilly and Company Performance Award (for Executive Officers)

This Performance Award has been granted on February 9, 2017, for the Award Period of January 1, 2017 through February 1, 2020, by Eli Lilly and Company, an Indiana corporation with its principal offices in Indianapolis, Indiana (“Lilly” or the “Company”), to Grantee.

2017-2018 Performance Award

<i>Payout Multiple</i>	0.50	0.50	0.75	Target 1.00	1.25	1.50
<i>EPS Growth</i>			1.30%	5.30%	9.30%	13.30%+
	2016 Non-GAAP EPS*	-2.70%				

*If the cumulative EPS over the two-year performance period is less than the 2016 Non-GAAP EPS, no payout will occur.

A. Recitals

Under the 2002 LILLY STOCK PLAN ("2002 Plan"), the Compensation Committee ("Committee") has determined the form of this Performance Award and selected the Grantee, an Eligible Employee of the Company or one of its subsidiaries, to receive a Performance Award for the Award Period January 1, 2017 through February 1, 2020. The applicable terms of the 2002 Plan are incorporated in this Performance Award by reference, including the definitions of terms contained in the 2002 Plan.

B. Performance Award

Lilly grants to the Grantee the right to acquire Lilly Stock by issuance to the Grantee of a number of Performance Shares (determined in accordance with Sections 2 and 3 below) in the form of restricted stock units or in the form of a cash payment (each, as described in Section 6 below), subject to certain restrictions and on the terms and conditions contained in this Performance Award and the 2002 Plan. In the event of any conflict between the terms of the 2002 Plan and this Performance Award, the terms of the 2002 Plan shall govern.

Section 1. Statement of Performance Period and Award Period

The Performance Period shall begin January 1, 2017 and end December 31, 2018. The Award Period shall begin January 1, 2017 and end February 1, 2020.

Section 2. Number of Shares

The target number of Performance Shares for the Award Period shall be the value approved by the Grantee's supervisor, multiplied by the percentage determined by the Committee to be granted as a Performance Award, divided by the grant fair value of \$73.54, rounded to the nearest full share. Target shares are set at an EPS growth rate of 5.30%. The actual cumulative EPS will be used to determine the actual number of Performance Shares awarded at payout, subject to adjustment as provided below in this Section or in Section 8. Grantees may view their Performance Award by logging on to the Merrill Lynch website at <http://myequity.lilly.com> beginning March 1.

The number of Performance Shares for the Award Period and the cumulative EPS as described in Section 3 below, shall be subject to adjustment in accordance with the provisions of Section 4(b) of the 2002 Plan for certain corporate recapitalizations and other events, and to the extent the Performance Award is intended to constitute "qualified performance-based compensation" under Section 162(m) of the Code ("Performance-Based Compensation"), in a manner that will not cause the Performance Award to fail to so qualify. A fractional share resulting from such adjustment shall in the discretion of the Committee either be paid in cash or rounded.

Section 3. Computation of Cumulative EPS

The cumulative EPS for the Performance Period shall be computed in accordance with Section 18 and using the following procedures:

- a. A determination of adjusted consolidated net income ascertained from the Company's audited consolidated financial statements shall be made for each fiscal year in the Performance Period in accordance with accounting principles currently applicable in the United States, adjusted to the extent deemed appropriate by the Committee for any unusual items deemed significant by the Committee; provided, however, to the extent the Performance Award is intended to constitute "qualified performance-based compensation" under Section 162(m) of the Code ("Performance-Based Compensation"), no such adjustment shall be made in a manner that will cause the Performance Award to fail to so qualify.
- b. The number of shares of outstanding Lilly Stock used to compute consolidated earnings per share shall be determined as of the end of each fiscal year in the Performance Period on a diluted basis or its equivalent in accordance with accounting principles currently applicable in the United States.
- c. To calculate consolidated earnings per share for each fiscal year in the Performance Period, the adjusted consolidated net income shall be divided by the number of shares of outstanding Lilly Stock as computed in accordance with subsection (b) above and the quotient rounded to the nearest cent.
- d. To determine the cumulative EPS for the Performance Period, the EPS amounts for each fiscal year as determined above shall be added.

Section 4. Determination and Announcement of Award

After the cumulative EPS for the Performance Period is computed, the cumulative EPS and the resulting number of Performance Shares for Grantee (determined in accordance with Sections 2 and 8), together with the Committee's election between cash and Performance Shares under Section 5, shall be communicated to Grantee.

Section 5. Committee Election to Pay Cash

At any time until the determination of cumulative EPS and the resulting number of Performance Shares, the Committee may, in the case of the Grantee's termination of employment for one of the reasons set forth in Section 8(c) and if the Committee so elects, determine to pay part or all of any Performance Award in cash in lieu of issuing Performance Shares in the form of restricted stock units. The amount of cash shall be based upon the fair market value of Lilly Stock on a valuation date to be determined by the Committee.

Section 6. Issuance of Performance Shares / Restricted Stock Units

Lilly shall issue to the Grantee the number of Performance Shares determined to be payable under Section 4 in the form of restricted stock units that will be governed by the provisions of Section 10 of the 2002 Plan and as further detailed below, or shall make a cash payment to the Grantee as determined under Section 5, in each case within a sixty day period starting the day after the Performance Period expiration (as stated in Section 1) and ending on the sixtieth day after the Performance Period expiration. In the event Grantee is entitled to a fractional restricted stock unit, the fraction may be paid in cash or rounded, in the Committee's discretion.

- a. No Shareholder Rights. Any Performance Shares issued to the Grantee in the form of restricted stock units shall not entitle Grantee to any rights of a shareholder of Lilly Stock until such time as the restricted stock units vest and shares of Lilly Stock are issued or transferred to the Grantee in accordance with the terms set forth in this instrument. The rights of Grantee with respect to the shares of Lilly Stock subject to the restricted stock units shall remain forfeitable at all times prior to the date on which the restrictions with respect to the restricted stock units lapse as described in this instrument.
 - b. Dividend Equivalent Units. As long as the Grantee holds restricted stock units issued pursuant to this Performance Award, the Company shall accrue for the Grantee, on each date that the Company pays a cash dividend to holders of Lilly Stock, Dividend Equivalent Units equal to the total number of restricted stock units issued to the Grantee under this Performance Award multiplied by the dollar amount of the cash dividend paid per share of Lilly Stock by the Company on such date. Dividend Equivalent Units shall accrue in an account denominated in U.S. dollars and shall not accrue interest or other credits prior to being paid. A report showing the accrued Dividend Equivalent Units shall be sent to the Grantee periodically, as determined by the Company. The accrued Dividend Equivalent Units shall be subject to the same restrictions as the restricted stock units to which the Dividend Equivalent Units relate, and the Dividend Equivalent Units shall be forfeited in the event that the restricted stock units with respect to which such Dividend Equivalent Units were credited are forfeited.
 - c. No Trust; Grantee's Rights Unsecured. Neither this Performance Award nor any action pursuant to or in accordance with this Performance Award shall be construed to create a trust of any kind. The right of Grantee to receive payments of cash or shares of Lilly Stock under this Performance Award shall be an unsecured claim against the general assets of the Company.
 - d. Record of the Restricted Stock Units and Dividend Equivalent Units. During the Restriction Period (as defined in Section 9), records of the restricted stock units and accumulated Dividend Equivalent Units will reside in an account at the Company or an Equity Administration Agent designated by the Company.
-

Section 7. Continued Employment Requirement

If the status of the Grantee as an Eligible Employee, as defined in the 2002 Plan, terminates before the issuance of the restricted stock units then, except as outlined in Section 8(c), all rights of the Grantee under this Performance Award shall terminate. The Company shall incur no liability to Grantee under this Performance Award by terminating Grantee's status as an Eligible Employee whether by action with respect to Grantee individually, either with or without cause, or by dissolution or liquidation of Lilly or merger or consolidation of Lilly with a corporation in which Lilly is not the surviving corporation, or otherwise.

Section 8. Adjustments for Certain Employment Status Changes

The number of Performance Shares described in Section 2 is based on the assumption that the Grantee is an employee in good standing throughout the entire Performance Period. Unless the Committee determines, in its sole discretion, that such adjustments are not advisable after consideration of employment laws in the country where the Grantee resides, the number of Performance Shares shall be adjusted for changes in employment status during the Performance Period as follows:

- a. Leaves of Absence. The number of Performance Shares shall be reduced proportionally for any portion of the total days in the Performance Period during which the Grantee is on an approved unpaid leave of absence longer than ninety (90) days.
- b. Demotions, Disciplinary Actions and Misconduct. The Committee may, at its discretion, cancel this Performance Award or reduce the number of Performance Shares, prorated according to time or other measure as determined appropriate by the Committee, if during any portion of the Performance Period the Grantee has been (i) subject to disciplinary action by the Company or (ii) determined to have committed a material violation of law or Company policy or to have failed to properly manage or monitor the conduct of an employee who has committed a material violation of law or Company policy whereby, in either case, such conduct causes significant harm to the Company.
- c. Qualifying Termination. In the event the Grantee's employment is subject to a Qualifying Termination (as defined below), the number of Performance Shares shall be reduced proportionally for the portion of the total days during the Performance Period in which the Grantee was not an active employee. Any Performance Shares that have been reduced by operation of this Section 8(c) shall be paid within a sixty day period starting the day after the Performance Period expiration (as stated in Section 1) and ending on the sixtieth day after the Performance Period expiration.

Further, in the event the Grantee's employment is subject to a Qualifying Termination before the issuance of the restricted stock units, then Lilly may determine to issue the Performance Shares to the Grantee in the form of shares of Lilly stock or in the form of a cash payment as described in Section 5 above, in each case subject to the withholding tax provisions in Section 20 below. In the event Grantee is entitled to a fractional share, the fraction may be paid in cash or rounded, in the Committee's discretion.

A "Qualifying Termination" means any one of the following:

- (i) retirement as a "retiree," which is a person who is (i) a retired employee under the Lilly Retirement Plan; (ii) a retired employee under the retirement plan or program of a Lilly subsidiary; or (iii) a retired employee under a retirement program specifically approved by the Committee;
-

- (ii) death of the Grantee while in the active service of the Company or any subsidiary;
- (iii) termination due to disability;
- (iv) termination resulting directly from the closing of a plant site or other corporate location that directly results in termination of employment;
- (v) termination resulting directly from the elimination of a work group, functional or business unit or other broadly applicable reduction in job positions that directly results in termination of employment;
- (vi) termination as a result of the Grantee's failure to locate a position within the Company or any of its subsidiaries or affiliates following the placement of the Grantee on reallocation or medical reassignment in the United States.

For purposes of this Performance Award, the Committee shall be responsible for approving, in its discretion, what is classified as a Qualifying Termination.

Section 9. Restriction Period for Restricted Stock Units

The period of restriction ("Restriction Period") applicable to the restricted stock units issued pursuant to this Performance Award shall commence on a valuation date to be determined by the Committee and expire at the close of business on the earlier of the following dates:

- a. the first day of the month following the one-year anniversary of a valuation date to be determined by the Committee; provided, however, that in the event that the restricted stock units constitute an item of non-qualified deferred compensation subject to Section 409A of the Code ("NQ Deferred Compensation"), the date contemplated under this Section 9(a) shall be a date occurring during the second calendar year following the last day of the Performance Period; and
- b. the date of a Qualifying Termination (as defined in Section 8(c) above); provided however, that in the event that the restricted stock units constitute NQ Deferred Compensation, the date shall instead be the date of a Qualifying Termination that also constitutes a "separation from service" within the meaning of Section 409A of the Code and the Treasury Regulations promulgated and other guidance issued thereunder ("Section 409A," and such separation, a "Section 409A Separation").

Notwithstanding anything in Section 10(a) of the 2002 Plan to the contrary, the Committee shall not modify the expiration dates set forth above so as to accelerate the termination of the Restriction Period.

Section 10. Retirement During Restriction Period

In the event the Grantee's employment is terminated due to retirement as a retiree (as defined in Section 8(c) above) prior to the end of the Restriction Period, the restricted stock units will continue pursuant to the established Restriction Period and Dividend Equivalent Unit accrual schedule. The restricted stock units and Dividend Equivalent Units will be paid in full to the retiree upon the lapse of all restrictions as noted in Section 9.

A Grantee who has not received a year-end individual performance rating and (i) is on employment probation (or its equivalent outside the United States, as determined by the Committee) for unsatisfactory performance and takes retirement in lieu of a termination of employment; or (ii) takes retirement in lieu of termination of employment because of an immediately terminable offense (e.g., absence of three days without notice, insubordination, violation of substance abuse policy, possession of firearms, misconduct) will not be considered to have terminated due to retirement as described herein.

Section 11. Conditions During Restriction Period

- a. During the entire Restriction Period, the employment of the Grantee with the Company (or a subsidiary of the Company) must not terminate except for reasons and under the circumstances specified in Sections 9(b) or 10. "Termination of employment" shall mean the cessation for any reason of the relationship of employer and employee between the Grantee and the Company (or a subsidiary of the Company).
- b. If the Grantee is placed on employment probation (or its equivalent outside the United States, as determined by the Committee) at any time within the Restriction Period, the Grantee will forfeit the next Restricted Stock Unit Award to vest, as determined by the restriction lapse date indicated in each of the Grantee's unvested Restricted Stock Unit Awards. If one or more Restricted Stock Unit Awards include the same restriction lapse date, all such Awards will be forfeited.
- c. The Committee may, at its discretion, cancel this Performance Award or reduce the number of Performance Shares, prorated according to time or other measure as deemed appropriate by the Committee, if during any portion of the Award Period, the Grantee has been (i) subject to disciplinary action by the Company or (ii) determined to have committed a material violation of law or Company policy or to have failed to properly manage or monitor the conduct of an employee who has committed a material violation of law or Company policy whereby, in either case, such conduct causes significant harm to the Company.

Section 12. Consequences of Breach of Conditions During Restriction Period

If any of the conditions that must continue to be satisfied during the Restriction Period under Section 11 is breached during the Restriction Period, either by act of the Grantee or otherwise, the Grantee, by accepting this Performance Award, agrees that upon such breach all interest of the Grantee in the restricted stock units and associated Dividend Equivalent Units shall terminate and be forfeited. The Committee's determination shall be final and binding on the Grantee. The Company shall incur no liability to the Grantee under this Performance Award by terminating the Grantee's status as an Eligible Employee, whether by action with respect to the Grantee individually, either with or without cause, or by dissolution or liquidation of Lilly or merger or consolidation of Lilly with a corporation in which Lilly is not the surviving corporation, or otherwise. Notwithstanding anything in Section 10(a) of the 2002 Plan to the contrary, the Committee shall not waive the breach of the conditions set forth in Section 11.

Section 13. Committee Election to Pay Restricted Stock Units in Cash

At any time during the Restriction Period or until paid in accordance with Section 14, the Committee may, if it so elects, determine to pay part or all of the restricted stock units in cash in lieu of issuing or transferring shares of Lilly Stock. The amount of cash shall be based upon the fair market value of Lilly Stock at the end of the Restriction Period as outlined in Section 14.

Section 14. Lapse of Restrictions

At the end of the Restriction Period, if the conditions specified in Section 11 have not been breached during the Restriction Period, all restrictions shall terminate. The restricted stock units and accumulated Dividend Equivalent Units shall be paid to Grantee within a sixty day period starting the day after the end of the Restriction Period and ending on the sixtieth day after the end of the Restriction Period, but no later than December 31 of the year in which the Restriction Period ends, as follows:

- a. Lilly shall issue or transfer to the Grantee shares of Lilly Stock or the cash equivalent, as described in Section 13 above, equal to one share per restricted stock unit, subject to the withholding tax
-

provisions in Section 20 below. In the event Grantee is entitled to a fractional share, the fraction may be paid in cash or rounded, in the Committee's discretion.

- b. Lilly shall pay to the Grantee in cash all accrued Dividend Equivalent Units following deduction for Tax-Related Items in accordance with Section 20 below.

In the event that the Restriction Period ends by reason of death of the Grantee, the payments as described above shall be made to the Successor Grantee. Notwithstanding anything in Section 10(a) of the 2002 Plan to the contrary, the Committee shall not direct that the restrictions on the restricted stock unit will lapse other than as expressly set forth in this Performance Award. Notwithstanding the foregoing, if the Grantee is treated as a "specified employee" within the meaning of Section 409A as of the date of any payment hereunder, the commencement of any payment shall be delayed in accordance with Section 21 below.

Section 15. Compensation Recovery

At any time during the three years following the date on which the number of Performance Shares subject to the Performance Award has been determined under Section 4 above, the Company reserves the right to and, in appropriate cases, will seek restitution of all or part of any shares of Lilly stock that have been issued or cash that has been paid pursuant to this Performance Award if:

- a. (i) the number of Performance Shares was calculated based, directly or indirectly, upon the achievement of earnings per share (EPS) that were subsequently the subject of restatement of all or a portion of the Company's financial statements;
- (ii) the Grantee engaged in intentional misconduct that caused or partially caused the need for such a restatement; and
- (iii) the number of Performance Shares that would have been issued or paid to the Grantee had the financial results been properly reported would have been lower than the number of Performance Shares actually issued or the amount of cash actually paid; or
- b. the Grantee has been determined to have committed a material violation of law or Company policy or to have failed to properly manage or monitor the conduct of an employee who has committed a material violation of law or Company policy whereby, in either case, such conduct causes significant harm to the company.

Furthermore, in the event the number of any Performance Shares issued pursuant to this Performance Award is determined to have been based on materially inaccurate financial statements or other Company performance measures or on calculation errors (without any misconduct on the part of the Grantee), the Company reserves the right to and, in appropriate cases, will:

- a. seek restitution of the shares of Lilly Stock issued or cash paid pursuant to this Performance Award to the extent that the number of shares of Lilly Stock issued or the amount paid exceeded the number of shares of Lilly Stock that would have been issued or the amount that would have been paid had the inaccuracy or error not occurred, or
 - b. issue additional shares of Lilly Stock or make additional payment to the extent that the number of shares of Lilly Stock issued or the amount paid was less than the correct amount.
-

This Section 15 is not intended to limit the Company's power to take such action as it deems necessary to remedy any misconduct, prevent its reoccurrence and, if appropriate, based on all relevant facts and circumstances, punish the wrongdoer in a manner it deems appropriate.

Section 16. Determinations by Committee

Determinations by the Committee pursuant to any provision of the 2002 Plan, pursuant to rules, regulations and procedures adopted by the Committee or pursuant to this instrument, including without limitation (a) the determination of the amount and method of computation of EPS, (b) whether to make an exception to the rule of Section 7 or adjustments under Section 2 or Section 3 or (c) what constitutes "misconduct" for purposes of Section 15 and any other determinations under Section 15, shall be final and binding on the Grantee and any Successor Grantee.

Section 17. Prohibition Against Transfer

The right of a Grantee to receive Performance Shares or payments of shares of Lilly stock or cash under this Performance Award may not be transferred except to a duly appointed guardian of the estate of the Grantee or to a Successor Grantee by will or the applicable laws of descent and distribution and then only subject to the provisions of this Performance Award. A Grantee may not assign, sell, pledge or otherwise transfer Performance Shares, shares of Lilly Stock or cash to which he or she may be entitled hereunder prior to the transfer of shares of Lilly Stock or payment of cash to the Grantee and any such attempted assignment, sale, pledge or transfer shall be void.

Section 18. Revocation or Modification

This Performance Award shall be irrevocable except that Lilly shall have the right to revoke or modify this Performance Award under Sections 13(e) and/or 13(k) of the 2002 Plan or pursuant to Section 8(b) or Section 11(c) above.

Section 19. Change in Control

The provisions of Section 12(a) of the 2002 Plan apply to the Performance Award with the following modifications:

- a. The only Change in Control event that shall result in a benefit under this Section 19 shall be the consummation of a change in ownership of the Company as defined in Section 12(b)(i) of the 2002 Plan (a "Transaction") prior to the issuance of Performance Shares in the form of restricted stock units or payment of cash pursuant to Section 6 above.
 - b. In the event of a Transaction that occurs prior to the end of the Performance Period, the Grantee will be credited with a Stock Unit Award representing a number of share units with respect to Lilly common stock equal to the Grantee's award opportunity for the Performance Award based on the Company's expected results for the Performance Period (as determined by the Company's last approved forecast prior to the consummation of the Transaction, not considering the impact of the Transaction), which shall then be eligible to vest on the last day of the Performance Period, subject to the Grantee's continued status as an Eligible Employee through the last day of the Performance Period. The Stock Unit Award shall be paid in stock of the acquiring or successor corporation within sixty (60) days following the Performance Period; provided, however, that if the Stock Unit Award constitutes NQ Deferred Compensation, the Stock Unit Award shall instead be paid in the second calendar year following the last day of the Performance Period.
-

c. The following provisions shall apply notwithstanding anything to the contrary in Section 19(b):

- i. In the event that (A) the Grantee is subject to a Qualifying Termination prior to the end of the Performance Period or (B) the acquiring entity or successor to the Company does not assume, continue or substitute the Stock Unit Award in connection with the Transaction, then the Company shall pay the Performance Shares credited to the Grantee in the form of shares of Lilly Stock immediately prior to the consummation of the Transaction in order to allow the shares of Lilly Stock to be outstanding and for the Grantee to be eligible to receive the consideration being paid to Lilly shareholders in connection with the Transaction; provided, however, that if the Stock Unit Award constitutes NQ Deferred Compensation and the Transaction is not a "change in control event" within the meaning of Section 409A (a "Section 409A CIC"), then the Grantee shall receive an equivalent amount in cash (based on the fair market value of the Lilly Stock at the time of the consummation of the Transaction) in the second calendar year following the last day of the Performance Period.
- ii. In the event that the acquiring entity or successor to the Company assumes, continues or substitutes the Stock Unit Award issued pursuant to this Section 19 in connection with the Transaction and the Grantee is subject to a Covered Termination (as defined below) prior to the end of the Performance Period, the Stock Unit Award shall vest automatically in full and shall be settled in stock of the acquiring or successor corporation within sixty (60) days of the date of the Covered Termination; provided however, that in the event that the Stock Unit Award constitutes NQ Deferred Compensation, the Stock Unit Award shall instead be settled within sixty (60) days of a Covered Termination that also constitutes Section 409A Separation, but in no event later than December 31 of the year in which the Section 409A Separation occurs.

"Covered Termination" for purposes of this Performance Award shall mean a Qualifying Termination, Grantee's termination without Cause or the Grantee's resignation for Good Reason. "Cause" and "Good Reason" shall have the meanings ascribed to them in the Eli Lilly and Company 2007 Change in Control Severance Pay Plan for Select Employees (as amended from time to time) or any successor plan or arrangement thereto.

d. The following provisions shall apply to restricted stock units that are issued in payment of Performance Shares:

- i. In the event of a Transaction that occurs prior to the expiration of the Restriction Period and the restricted stock units are not assumed, continued or substituted by the acquiring entity or successor to the Company, the restricted stock units shall vest automatically and shares of Lilly Stock will be issued to the Grantee immediately prior to the consummation of the Transaction in order to allow the shares of Lilly Stock to be outstanding and for the Grantee to be eligible to receive the consideration being paid to Lilly shareholders in connection with the Transaction; provided, however, that if the restricted stock units constitute NQ Deferred Compensation and the Transaction is not a Section 409A CIC then the Grantee shall receive an equivalent amount in cash (based on the fair market value of the Lilly Stock at the time of the consummation of the Transaction) in the second calendar year following the last day of the Performance Period.
-

- ii. In the event that the acquiring entity or successor to the Company assumes, continues or substitutes the restricted stock units in connection with the Transaction and the Grantee is subject to a Covered Termination prior to the end of the Restriction Period, the restricted stock units shall vest automatically in full and shall be settled in stock of the acquiring or successor corporation within sixty (60) days of the date of the Covered Termination; provided, however, that if the restricted stock units constitute NQ Deferred Compensation, the restricted stock units shall instead vest automatically and be settled in stock of the acquiring or success corporation within sixty (60) days of the date of a Covered Termination that also constitutes a Section 409A Separation, but in no event later than December 31 of the year in which the Section 409A Separation occurs.

If the Grantee is entitled to receive stock of the acquiring entity or successor to the Company as a result of the application of this Section 19, then references to Lilly Stock in this instrument shall be read to mean stock of the acquiring entity or successor to the Company as and when applicable.

Section 20. Responsibility for Taxes

Regardless of any action Lilly and/or the Grantee's employer (the "Employer") takes with respect to any or all income tax (including federal, state, local and non-U.S. tax), social insurance, payroll tax, fringe benefits tax, payment on account or other tax-related items related to the Grantee's participation in the 2002 Plan and legally applicable to the Grantee ("Tax Related Items"), the Grantee acknowledges that the ultimate liability for all Tax Related Items is and remains the Grantee's responsibility and may exceed the amount actually withheld by Lilly or the Employer. The Grantee further acknowledges that Lilly and the Employer (a) make no representations or undertakings regarding the treatment of any Tax Related Items in connection with any aspect of the Performance Award, including the grant of the Performance Award, the expiration of the Performance Period or the Award Period, the issuance of Performance Shares, the lapse of restrictions applicable to the restricted stock units, the transfer and issuance of shares of Lilly Stock or the receipt of a cash payment in lieu of shares of Lilly Stock, the accrual and payment of Dividend Equivalent Units, the receipt of any dividends and the sale of any shares of Lilly Stock acquired pursuant to this Performance Award; and (b) do not commit to and are under no obligation to structure the terms of the grant or any aspect of the Performance Award to reduce or eliminate the Grantee's liability for Tax Related Items or achieve any particular tax result. Furthermore, if the Grantee has become subject to tax in more than one jurisdiction between the date of grant and the date of any relevant taxable or tax withholding event, the Grantee acknowledges that the Company and/or the Employer (or former employer, as applicable) may be required to withhold or account for Tax Related Items in more than one jurisdiction.

Prior to the applicable taxable or tax withholding event, as applicable, the Grantee shall pay, or make adequate arrangements satisfactory to Lilly and/or the Employer to satisfy all Tax Related Items.

- a. In the case of any cash payment made to the Grantee pursuant to this Performance Award, the Grantee authorizes the Company and/or the Employer, or their respective agents, at their discretion, to satisfy any obligation for Tax-Related Items by withholding from the cash amount paid to the Grantee or from the Grantee's wages or other cash compensation paid to the Grantee by the Company and/or the Employer.
 - b. If the Performance Award is paid in shares of Lilly Stock and the Grantee is not subject to the short-swing profit rules of Section 16(b) of the 1934 Act, the Grantee authorizes Lilly and/or the Employer, or their respective agents, at their discretion, to (i) withhold from the Grantee's wages or other cash compensation paid to the Grantee by the Company and/or the Employer, (ii) arrange
-

for the sale of shares of Lilly Stock to be issued pursuant to the Performance Award (on the Grantee's behalf and at the Grantee's direction pursuant to this authorization or such other authorization as the Grantee may be required to provide to Lilly or its designated broker in order for such sale to be effectuated) and withhold from the proceeds of such sale, and/or (iii) withhold in shares of Lilly Stock otherwise issuable to the Grantee pursuant to the Performance Award.

- c. If the Performance Award is paid in shares of Lilly Stock and the Grantee is subject to the short-swing profit rules of Section 16(b) of the 1934 Act, Lilly will withhold in shares of Lilly Stock otherwise issuable to the Grantee pursuant to the Performance Award, unless the use of such withholding method is prevented by applicable law or has materially adverse accounting or tax consequences, in which case the withholding obligation for Tax-Related Items may be satisfied by one or a combination of the methods set forth in Section 20(b)(i) and (ii) above.

Depending on the withholding method, Lilly and/or the Employer may withhold or account for Tax Related Items by considering applicable minimum statutory withholding amounts or other applicable withholding rates, including maximum applicable rates, in which case the Grantee will receive a refund of any over-withheld amount in cash and will not be entitled to the equivalent amount in shares of Lilly Stock. If the obligation for Tax Related Items is satisfied by withholding shares of Lilly Stock as described in Section 20(b)(iii) or Section 20(c) above, for tax purposes, the Grantee will be deemed to have been issued the full number of shares of Lilly Stock to which he or she is entitled pursuant to the Performance Award, notwithstanding that a number of shares of Lilly Stock are withheld to satisfy the obligation for Tax Related Items. Lilly may require Grantee to pay Lilly and/or the Employer any amount of Tax Related Items that Lilly and/or the Employer may be required to withhold or account for as a result of any aspect of this Performance Award that cannot be satisfied by the means previously described. Lilly may refuse to deliver shares of Lilly Stock or any cash payment to the Grantee if the Grantee fails to comply with the Grantee's obligation in connection with the Tax Related Items as described in this Section 20.

Section 21. Section 409A Compliance

To the extent applicable, it is intended that this Performance Award comply with the requirements of Section 409A, and this Performance Award shall be interpreted and applied by the Committee in a manner consistent with this intent in order to avoid the imposition of any additional tax under Section 409A. Notwithstanding anything elsewhere in this instrument to the contrary, if the Performance Award constitutes NQ Deferred Compensation and the Grantee is treated as a "specified employee" as of the date of any payment pursuant to the Performance Award in connection with the Grantee's Section 409A Separation, as determined by the Company in accordance with its procedures, then, to the extent required, such payment pursuant to this Performance Award shall be paid on the earliest of (a) the date set forth in Section 8(c) above, (b) the date set forth in Section 9(a) above, (c) the first day following the six (6) month anniversary of the Grantee's Section 409A Separation, (d) the date of a Section 409A CIC, and (e) the date of the Grantee's death. This Performance Award is subject to Section 13(k) of the 2002 Plan concerning Section 409A.

Section 22. Grantee's Acknowledgements

In accepting this Performance Award, the Grantee acknowledges, understands and agrees that:

- a. the 2002 Plan is established voluntarily by Lilly, it is discretionary in nature and may be modified, amended, suspended or terminated by Lilly at any time, as provided in the 2002 Plan;
-

- b. the Performance Award is voluntary and occasional and does not create any contractual or other right to receive future Performance Awards, or benefits in lieu of Performance Awards even if Performance Awards have been granted in the past;
 - c. all decisions with respect to future grants of Performance Awards or other grants, if any, will be at the sole discretion of Lilly;
 - d. the Grantee's participation in the 2002 Plan is voluntary;
 - e. the Performance Award and any Performance Shares are not intended to replace any pension rights or compensation;
 - f. the Performance Award and any Performance Shares, and the income and value of same, are not part of normal or expected compensation or salary for purposes of calculating any severance, resignation, termination, redundancy, end of service payments, bonuses, long-service awards, pension or welfare or retirement benefits or similar payments;
 - g. neither the Performance Award nor any provision of this instrument, the 2002 Plan or the policies adopted pursuant to the 2002 Plan confer upon the Grantee any right with respect to employment or continuation of current employment, and in the event that the Grantee is not an employee of Lilly or any subsidiary of Lilly, the Performance Award shall not be interpreted to form an employment contract or relationship with Lilly or any subsidiary of Lilly;
 - h. the future value of the Performance Shares and any shares of Lilly Stock that may be acquired in connection with this Performance Award is unknown, indeterminable and cannot be predicted with certainty;
 - i. the value of any Performance Shares or any shares of Lilly Stock acquired in connection with this Performance Award may increase or decrease, even below the tax valuation price;
 - j. no claim or entitlement to compensation or damages shall arise from forfeiture of the Performance Award or any Performance Shares resulting from the Grantee ceasing to provide employment or other services to Lilly or the Employer (for any reason whatsoever and whether or not later found to be invalid or in breach of local labor laws in the jurisdiction where the Grantee is employed or the terms of the Grantee's employment agreement, if any);
 - k. for purposes of the Performance Award, the Grantee's employment will be considered terminated as of the date he or she is no longer actively providing services to Lilly or a subsidiary of Lilly and the Grantee's right, if any, to earn and be paid any portion of the Performance Award, the restricted stock units and the Dividend Equivalent Units after such termination of employment or services (regardless of the reason for such termination and whether or not such termination is later found to be invalid or in breach of employment laws in the jurisdiction where the Grantee is employed or the terms of the Grantee's employment agreement, if any) will be measured by the date the Grantee ceases to actively provide services and will not be extended by any notice period (e.g., active service would not include any contractual notice period or any period of "garden leave" or similar period mandated under employment laws in the jurisdiction where the Grantee is employed or the terms of the Grantee's employment agreement, if any); the Committee shall have the exclusive discretion to determine when the Grantee is no longer actively providing services for purposes of the Performance Award
-

(including whether the Grantee may still be considered to be actively providing services while on a leave of absence) in accordance with Section 409A;

l. the Grantee is solely responsible for investigating and complying with any laws applicable to him or her in connection with the Performance Award; and

m. the Company has communicated share ownership guidelines that apply to the Grantee, and the Grantee understands and agrees that those guidelines may impact any shares of Lilly Stock that may be issued pursuant to this Performance Award.

Section 23. No Advice Regarding Grant

Lilly is not providing any tax, legal or financial advice, nor is Lilly making any recommendations regarding the Grantee's participation in the 2002 Plan or the Grantee's acquisition or sale of the underlying shares of Lilly Stock. The Grantee is hereby advised to consult with his or her own personal tax, legal and financial advisors regarding the Grantee's participation in the 2002 Plan before taking any action related to the 2002 Plan.

Section 24. Data Privacy

The Grantee hereby explicitly and unambiguously consents to the collection, use and transfer, in electronic or other form, of the Grantee's personal data as described in this Performance Award and any other Performance Award materials by and among, as applicable, the Employer, Lilly, its subsidiaries and its affiliates for the exclusive purpose of implementing, administering and managing the Grantee's participation in the 2002 Plan.

The Grantee understands that Lilly and the Employer may hold certain personal information about the Grantee, including, but not limited to, the Grantee's name, home address and telephone number, date of birth, social insurance number or other identification number, salary, nationality, job title, any shares of stock or directorships held in Lilly, details of all Performance Awards or any other entitlement to shares awarded, canceled, vested, unvested or outstanding in the Grantee's favor, for the purpose of implementing, administering and managing the 2002 Plan ("Data").

The Grantee understands that Data will be transferred to Merrill Lynch, KPMG and/or any other stock plan service provider or tax or legal advisor as may be selected by the Company in the future, which is assisting in the implementation, administration and management of the 2002 Plan. The Grantee understands that these recipients may be located in the Grantee's country, or elsewhere, and that the recipient's country may have different data privacy laws and protections than the Grantee's country. The Grantee authorizes the recipients to receive, possess, use, retain and transfer the Data, in electronic or other form, for the sole purpose of implementing, administering and managing the Grantee's participation in the 2002 Plan, including any requisite transfer of such Data as may be required to a broker, escrow agent or other third party with whom any shares or cash received pursuant to the Performance Award may be deposited. The Grantee understands that Data will be held only as long as is necessary to implement, administer and manage the Grantee's participation in the 2002 Plan. The Grantee understands that the Grantee may, at any time, request an equity award transaction statement, request any necessary amendments to Data or refuse or withdraw the consents herein, in any case without cost, by contacting in writing the Grantee's local human resources representative. Further, the Grantee understands that he or she is providing the consents herein on a purely voluntary basis. If the Grantee does not consent, or if the Grantee later seeks to revoke his or her consent, the Grantee's employment status or service and career with the Employer will not be adversely affected; the only consequence of refusing or withdrawing the Grantee's consent is that the Company would not be able to grant the Grantee the Performance Award or other equity awards or administer or maintain such awards. Therefore, the Grantee

understands that refusal or withdrawal of consent may affect the Grantee's ability to participate in the 2002 Plan. For more information on the consequences of the Grantee's refusal to consent or withdrawal of consent, the Grantee understands that the Grantee may contact the Grantee's local human resources representative.

Section 25. Notices, Electronic Delivery and Participation

Any notice to be given by the Grantee or Successor Grantee shall be in writing, and any notice or payment shall be deemed to have been given or made only upon receipt thereof by the Treasurer of Lilly at Lilly Corporate Center, Indianapolis, Indiana 46285, U.S.A. Any notice or communication by Lilly in writing shall be deemed to have been given in the case of the Grantee if mailed or delivered to the Grantee at any address specified in writing to Lilly by the Grantee and, in the case of any Successor Grantee, at the address specified in writing to Lilly by the Successor Grantee.

In addition, Lilly may, in its sole discretion, decide to deliver any documents related to the Performance Award and participation in the 2002 Plan by electronic means or request the Grantee's consent to participate in the 2002 Plan by electronic means. By accepting this Performance Award, the Grantee hereby consents to receive such documents by electronic delivery and agrees to participate in the 2002 Plan through an on-line or electronic system established and maintained by Lilly or a third party designated by Lilly.

Section 26. Waiver

The waiver by Lilly of any provision of this instrument at any time or for any purpose shall not operate as or be construed to be a waiver of that provision or any other provision of this instrument at any subsequent time or for any other purpose.

Section 27. Language

If the Grantee has received this instrument or any other document related to the 2002 Plan translated into a language other than English and if the meaning of the translated version is different than the English version, the English version will control.

Section 28. Imposition of Other Requirements

If the Grantee relocates to another country, any special terms and conditions applicable to Performance Awards granted in such country will apply to the Grantee, to the extent the Company determines that the application of such terms and conditions is necessary or advisable for legal or administrative reasons.

In addition, the Company reserves the right to impose other requirements on the Performance Award and any shares of Lilly Stock acquired under the Plan, to the extent the Company determines it is necessary or advisable for legal or administrative reasons, and to require the Grantee to execute any additional agreements or undertakings that may be necessary to accomplish the foregoing.

Section 29. Governing Law and Choice of Venue

The validity and construction of this Performance Award shall be governed by the laws of the State of Indiana, U.S.A. without regard to laws that might cause other law to govern under applicable principles of conflict of laws. For purposes of litigating any dispute that arises under this Performance Award, the parties hereby submit to and consent to the jurisdiction of the State of Indiana, and agree that such litigation shall be conducted in the courts of Marion County, Indiana, or the federal courts for the United States for the Southern District of Indiana, and no other courts, where this Performance Award is granted and/or to be performed.

Section 30. Severability and Section Headings

If one or more of the provisions of this instrument shall be held invalid, illegal or unenforceable in any respect, the validity, legality and enforceability of the remaining provisions shall not in any way be affected or impaired thereby and the invalid, illegal or unenforceable provisions shall be deemed null and void; however, to the extent permissible by law, any provisions which could be deemed null and void shall first be construed, interpreted or revised retroactively to permit this instrument to be construed so as to foster the intent of this Performance Award and the 2002 Plan.

The section headings in this instrument are for convenience of reference only and shall not be deemed a part of, or germane to, the interpretation or construction of this instrument.

Section 31. Effective Date

The effective date of this instrument shall be the date of grant.

Section 32. Award Subject to Acknowledgement of Acceptance

Notwithstanding any provisions of this instrument, the Performance Award is subject to acknowledgement of acceptance by the Grantee prior to 4:00 PM (EDT) April 30, 2017 through the website of Merrill Lynch, the Company's stock plan administrator. If the Grantee does not acknowledge acceptance of the Performance Award prior to 4:00 PM (EDT) April 30, 2017, the Award will be cancelled, subject to the Committee's discretion for unforeseen circumstances.

IN WITNESS WHEREOF, Lilly has caused this Performance Award to be executed and granted in Indianapolis, Indiana, by its proper officer.

ELI LILLY AND COMPANY



By: _____
David A. Ricks
President and CEO

Eli Lilly and Company Shareholder Value Award (for Executive Officers)

This Shareholder Value Award has been granted on February 9, 2017, for the Award Period of January 1, 2017 through December 31, 2019, by Eli Lilly and Company, an Indiana corporation with its principal offices in Indianapolis, Indiana (“Lilly” or the “Company”), to Grantee.

Stock Price Performance Levels

	No Payout	Level 1	Level 2	Level 3	Level 4	Level 5
Stock Price	<\$65.80	\$65.80 – \$74.79	\$74.80 – \$83.79	\$83.80 – \$92.79	\$92.80 – \$101.79	> \$101.79
Percent of Target	0%	50%	75%	100%	125%	150%

Total Shareholder Return (TSR) Modifier

LLY TSR Difference from Median (PPs*)	20	-15	-10	-5	0	5	10	15	20
TSR Modifier	-20%	-15%	-10%	-5%	0%	5%	10%	15%	20%

*PPs: percentage points

A. Recitals

Under the 2002 LILLY STOCK PLAN ("2002 Plan"), the Compensation Committee ("Committee") has determined the form of this Shareholder Value Award and selected the Grantee, an Eligible Employee of the Company or one of its subsidiaries, to receive a Shareholder Value Award for the Award Period January 1, 2017 through December 31, 2019. The applicable terms of the 2002 Plan are incorporated in this Shareholder Value Award by reference, including the definitions of terms contained in the 2002 Plan. This award is granted under Section 6 of the 2002 Plan, "Performance Awards to Eligible Employees," and shall be considered a form of Performance Award for purposes of interpretation and administration of the award under the 2002 Plan.

B. Shareholder Value Award

Lilly grants to the Grantee the right to acquire Lilly Stock by issuance or transfer to the Grantee of the Performance Shares to which he or she is entitled under this Shareholder Value Award, subject to certain restrictions and on the terms and conditions contained in this Shareholder Value Award and the 2002 Plan. In the event of any conflict between the terms of the 2002 Plan and this Shareholder Value Award, the terms of the 2002 Plan shall govern.

Section 1. Statement of Award Period

The Award Period shall begin January 1, 2017 and end December 31, 2019.

Section 2. Number of Shares

The target number of Performance Shares for the Award Period shall be determined by the value approved by the Grantee's supervisor, multiplied by the percentage determined by the Committee to be granted as a Shareholder Value Award, divided by the grant fair value determined in accordance with accounting principles currently applicable in the United States, rounded to the nearest full share. Target shares are set at Level 3. The number of Performance Shares that vest shall be equal to the product of (a) the target number of Performance Shares for the Award Period, multiplied by (b) the Percent of Target (as defined in Section 3), multiplied by (c) the TSR Modifier (as defined in Section 3), subject to adjustment as provided below in this Section or in Section 8. Grantees may view their Shareholder Value Award by logging on to the Merrill Lynch website at <http://myequity.lilly.com> beginning March 1 of each grant year.

The number of Performance Shares for the Award Period and the performance goals as described in Section 3 below, shall be subject to adjustment in accordance with the provisions of Section 4(b) of the 2002 Plan for certain corporate recapitalizations and other events and in a manner that does not cause any Shareholder Value Award that is intended to constitute "qualified performance-based compensation" under Section 162(m) of the Code ("Performance-Based Compensation") to fail to so qualify. A fractional share resulting from such adjustment shall in the discretion of the Committee either be paid in cash or rounded.

Section 3. Computation of Final Stock Price of Lilly Stock and TSR Modifier

As soon as reasonably practicable following the end of the Award Period, the Committee shall determine the Final Stock Price of Lilly Stock and TSR Modifier, which shall be computed in accordance with Section 16 and the provisions in this Section 3. To the extent the Shareholder Value Award is intended to constitute Performance-Based Compensation, the Committee shall certify the attainment level of the performance goals in accordance with the requirements of Section 162(m) of the Code.

- a. Lilly Stock Price. The Final Stock Price of Lilly Stock and the Percent of Target shall be computed in accordance with the definitions in this Section 3(a).
-

(i) "Final Stock Price" of Lilly Stock shall mean the average of the closing price of a share of Lilly Stock on the New York Stock Exchange for each trading day in the last two months of the Award Period, rounded to the nearest cent.

(ii) "Percent of Target" shall mean the percentage set forth in the Stock Price Performance Levels table on the first page of this Shareholder Value Award representing the attainment level of the Final Stock Price of Lilly Stock measured against the performance goal attainment levels set forth in the table and which shall be applied to the target number of Performance Shares as set forth in Section 2 to determine the number of Performance Shares that are eligible to vest.

- b. TSR Modifier. The number of Performance Shares that become eligible to vest based on the initial determination of the Percent of Target as provided under Section 3(a) shall be increased or decreased pursuant to the TSR Modifier, which is based on the Company's TSR for the Award Period relative to the median TSR of the Peer Group for the Award Period. The TSR of the Company, the median TSR of the Peer Group, and the TSR Modifier shall be computed in accordance with the definitions in this Section 3(b).

(i) "Total Shareholder Return" or "TSR" shall mean the quotient of (i) the Final Stock Price of Lilly Stock or shares of the Peer Group, as applicable, minus the Beginning Stock Price of Lilly Stock or share of the Peer Group, as applicable, including the impact of Dividend reinvestment on each ex-dividend date, if any, paid by the applicable issuer during the Award Period, divided by (ii) the corresponding Beginning Stock Price.

The stock prices and cash dividend payments reflected in the calculation of Total Shareholder Return shall be adjusted to reflect stock splits during the Award Period, and dividends shall be assumed to be reinvested in the relevant issuer's shares for purposes of the calculation of Total Shareholder Return.

(ii) "Beginning Stock Price" shall mean the average closing price of a share of Lilly Stock on the New York Stock Exchange or a share of each Peer Group company's stock, as applicable, for each trading day in the two-month period immediately preceding the Award Period, rounded to the nearest cent.

(iii) "Final Stock Price" of Lilly Stock shall be determined in accordance with Section 3(a). "Final Stock Price" of each Peer Group company's stock shall mean the average of the closing price of a share of each Peer Group company's stock for each trading day in the last two months of the Award Period, rounded to the nearest cent.

(iv) "Dividend" shall mean Ordinary or Extraordinary cash dividends paid by Lilly or a Peer Group company to its shareholders of record at any time during the Award Period.

(v) "Peer Group" shall mean all companies identified and most recently approved by the Committee as a member of the Company's Peer Group in effect as of the

date of grant. Companies that are members of the Peer Group at the beginning of the Award Period that subsequently cease to be traded on a market where an independent share price can be determined shall be excluded from the Peer Group.

- (vi) “**TSR Modifier**” shall mean a whole percentage, as set forth in the TSR Modifier graphic on the first page of this Shareholder Value Award, representing the absolute percentage point difference in the performance of the Company’s TSR compared to the Peer Group’s median TSR, subject to a maximum TSR Modifier of plus or minus 20% (*i.e.*, each whole percentage point represents the percentage that the Company’s TSR is above/below the Peer Group’s median TSR).

Section 4. Determination and Announcement of Award

After the Final Stock Price of Lilly Stock and TSR Modifier for the Award Period have been determined by the Committee, the number of Performance Shares that have vested (determined in accordance with Sections 2 and 8), together with the Committee’s election between cash and Performance Shares under Section 5, shall be communicated to the Grantee.

Section 5. Committee Election to Pay Cash

At any time during the Award Period or until paid in accordance with Section 6, the Committee may, if it so elects, determine to pay part or all of any Shareholder Value Award in cash in lieu of issuing or transferring Performance Shares. The amount of cash shall be based upon the fair market value of Lilly Stock on a valuation date to be determined by the Committee.

Section 6. Issuance or Transfer of Performance Shares and Payment of Cash Award

Subject to the provisions of Section 7 and Section 12 below, Lilly shall issue or transfer to the Grantee any Performance Shares to be issued or transferred under Section 4 (and/or pay to the Grantee any cash pursuant to Section 5) within a sixty day period starting the day after the Award Period expiration and ending on the sixtieth day after the Award Period expiration as stated in Section 1. Grantee shall have no rights as a shareholder of Lilly with respect to the shares of Lilly Stock until the shares are issued or transferred on the books of Lilly.

Section 7. Continued Employment Requirement

If the status of the Grantee as an Eligible Employee, as defined in the 2002 Plan, terminates before the end of the Award Period except as outlined in Section 8(c), then all rights of the Grantee under this Shareholder Value Award shall terminate with respect to the Award Period. The Company shall incur no liability to Grantee under this Shareholder Value Award by terminating Grantee’s status as an Eligible Employee whether by action with respect to Grantee individually, either with or without cause, or by dissolution or liquidation of Lilly or merger or consolidation of Lilly with a corporation in which Lilly is not the surviving corporation, or otherwise.

Section 8. Adjustments for Certain Employment Status Changes

The number of Performance Shares described in Section 2 is based on the assumption that the Grantee is an employee in good standing throughout the entire Award Period. Unless the Committee determines, in its sole discretion, that such adjustments are not advisable after consideration of employment laws in the country where the Grantee resides, the number of Performance Shares shall be adjusted for changes in employment status during the Award Period as follows:

- a. Leaves of Absence. The number of Performance Shares shall be reduced proportionally for any portion of the total days in the Award Period during which the Grantee is on an approved unpaid leave of absence longer than ninety (90) days.
- b. Demotions, Disciplinary Actions and Misconduct. The Committee may, at its discretion, cancel this Shareholder Value Award or reduce the number of Performance Shares, prorated according to time or other measure as determined appropriate by the Committee, if during any portion of the Award Period the Grantee has been (i) subject to disciplinary action by the Company or (ii) determined to have committed a material violation of law or Company policy or to have failed to properly manage or monitor the conduct of an employee who has committed a material violation of law or Company policy whereby, in either case, such conduct causes significant harm to the Company.
- c. Qualifying Termination. In the event the Grantee's employment is subject to a Qualifying Termination (as defined below), the number of Performance Shares shall be reduced proportionally for the portion of the total days during the Award Period in which the Grantee was not an active employee. Any payment of Performance Shares that have been reduced by operation of this Section 8(c) shall be paid following the Award Period expiration as described in Section 6.

A Qualifying Termination means any one of the following:

- (i) retirement as a "retiree," which is a person who is (A) a retired employee under the Lilly Retirement Plan; (B) a retired employee under the retirement plan or program of a Lilly subsidiary; or (C) a retired employee under a retirement program specifically approved by the Committee.
- (ii) death of the Grantee while in the active service of the Company;
- (iii) termination due to disability;
- (iv) termination resulting directly from the closing of a plant site or other corporate location;
- (v) termination resulting directly from the elimination of a work group, functional or business unit or other broadly applicable reduction in job positions;
- (vi) termination as a result of the Grantee's failure to locate a position within the Company or any of its subsidiaries or affiliates following the placement of the Grantee on reallocation or medical reassignment in the United States.

The Committee will be responsible for approving, in its discretion, what is classified as a Qualifying Termination.

Section 9. Notices, Payments, and Electronic Delivery and Participation

Any notice to be given by the Grantee or Successor Grantee shall be in writing, and any notice or payment shall be deemed to have been given or made only upon receipt thereof by the Treasurer of Lilly at Lilly Corporate Center, Indianapolis, Indiana 46285, U.S.A. Any notice or communication by Lilly in writing shall be deemed to have been given in the case of the Grantee if mailed or delivered to the Grantee at any address specified in writing to Lilly by the Grantee and, in the case of any Successor Grantee, at the address specified in writing to Lilly by the Successor Grantee. In addition, Lilly may, in its sole discretion, decide to deliver any documents related to the Shareholder Value Award and participation in the 2002 Plan by electronic means or request the Grantee's consent to participate in the 2002 Plan by electronic means. By accepting this Shareholder Value Award, the Grantee hereby consents to receive such documents by electronic delivery and agrees to participate in the 2002 Plan through an on-line or electronic system established and maintained by Lilly or a third party designated by Lilly.

Section 10. Waiver

The waiver by Lilly of any provision of this instrument at any time or for any purpose shall not operate as or be construed to be a waiver of that provision or any other provision of this instrument at any subsequent time or for any other purpose.

Section 11. Revocation or Modification

This Shareholder Value Award shall be irrevocable except that Lilly shall have the right to revoke or modify this Shareholder Value Award under Sections 13(e) and/or 13(k) of the 2002 Plan or pursuant to Section 8(b) above.

Section 12. Responsibility for Taxes

Regardless of any action Lilly and/or the Grantee's employer (the "Employer") takes with respect to any or all income tax (including federal, state, local and non-U.S. tax), social insurance, payroll tax, fringe benefits tax, payment on account or other tax-related items related to the Grantee's participation in the 2002 Plan and legally applicable to the Grantee ("Tax Related Items"), the Grantee acknowledges that the ultimate liability for all Tax Related Items is and remains the Grantee's responsibility and may exceed the amount actually withheld by Lilly or the Employer. The Grantee further acknowledges that Lilly and the Employer (a) make no representations or undertakings regarding the treatment of any Tax Related Items in connection with any aspect of the Shareholder Value Award, including the grant of the Shareholder Value Award, the expiration of the Award Period, the transfer and issuance of any Performance Shares or the receipt of any cash payment pursuant to this Shareholder Value Award, the receipt of any dividends and the sale of any Performance Shares acquired pursuant to this Shareholder Value Award; and (b) do not commit to and are under no obligation to structure the terms of the grant or any aspect of the Shareholder Value Award to reduce or eliminate the Grantee's liability for Tax Related Items or achieve any particular tax result. Furthermore, if the Grantee has become subject to tax in more than one jurisdiction between the date of grant and the date of any relevant taxable or tax withholding event, the Grantee acknowledges that the Company and/or the Employer (or former employer, as applicable) may be required to withhold or account for Tax Related Items in more than one jurisdiction.

Prior to the applicable taxable or tax withholding event, as applicable, the Grantee shall pay, or make adequate arrangements satisfactory to Lilly and/or the Employer to satisfy all Tax Related Items.

- a. If the Shareholder Value Award is paid to the Grantee in cash in lieu of Performance Shares, the Grantee authorizes the Company and/or the Employer, or their respective agents, at their discretion, to satisfy any obligation for Tax-Related Items by withholding from the cash amount paid to the Grantee pursuant to the Shareholder Value Award or from the Grantee's wages or other cash compensation paid to the Grantee by the Company and/or the Employer.
 - b. If the Shareholder Value Award is paid to the Grantee in shares of Lilly Stock and the Grantee is not subject to the short-swing profit rules of Section 16(b) of the 1934 Act, the Grantee authorizes Lilly and/or the Employer, or their respective agents, at their discretion, to (i) withhold from the Grantee's wages or other cash compensation paid to the Grantee by the Company and/or the Employer, (ii) arrange for the sale of Performance Shares to be issued upon the expiration of the Award Period (on the Grantee's behalf and at the Grantee's direction pursuant to this authorization or such other authorization as the Grantee may be required to provide to Lilly or its designated broker in order for such sale to be effectuated) and withhold from the proceeds of such sale, and/or (iii) withhold in Performance Shares otherwise issuable to the Grantee pursuant to this Shareholder Value Award.
-

- c. If the Shareholder Value Award is paid to the Grantee in shares of Lilly Stock and the Grantee is subject to the short-swing profit rules of Section 16(b) of the 1934 Act, Lilly will withhold in Performance Shares otherwise issuable to the Grantee pursuant to this Shareholder Value Award, unless the use of such withholding method is prevented by applicable law or has materially adverse accounting or tax consequences, in which case the withholding obligation for Tax-Related Items may be satisfied by one or a combination of the methods set forth in Section 12(b)(i) and (ii) above.

Depending on the withholding method, Lilly and/or the Employer may withhold or account for Tax Related Items by considering applicable minimum statutory withholding amounts or other applicable withholding rates, including maximum applicable rates, in which case the Grantee will receive a refund of any over-withheld amount in cash and will not be entitled to the equivalent amount in Performance Shares. If the obligation for Tax Related Items is satisfied by withholding Performance Shares as described in Section 12(b)(iii) or Section 12(c) above, for tax purposes, the Grantee will be deemed to have been issued the full number of Performance Shares to which he or she is entitled pursuant to this Shareholder Value Award, notwithstanding that a number of Performance Shares are withheld to satisfy the obligation for Tax Related Items. Lilly may require Grantee to pay Lilly and/or the Employer any amount of Tax Related Items that Lilly and/or the Employer may be required to withhold or account for as a result of any aspect of this Shareholder Value Award that cannot be satisfied by the means previously described. Lilly may refuse to deliver Performance Shares or any cash payment to the Grantee if the Grantee fails to comply with the Grantee's obligation in connection with the Tax Related Items as described in this Section 12.

Section 13. Section 409A Compliance

To the extent applicable, it is intended that this Shareholder Value Award comply with the requirements of Section 409A of the Code and the Treasury Regulations and other guidance issued thereunder ("Section 409A"), and this Shareholder Value Award shall be interpreted and applied by the Committee in a manner consistent with this intent in order to avoid the imposition of any additional tax under Section 409A. Notwithstanding anything elsewhere in this instrument to the contrary, if the Shareholder Value Award constitutes an item of non-qualified deferred compensation subject to Section 409A ("NQ Deferred Compensation") and the Grantee is treated as a "specified employee" as of the date of any payment pursuant to the Shareholder Value Award in connection with Grantee's separation from service within the meaning of Section 409A (a "Section 409A Separation"), as determined by the Company in accordance with its procedures, then, to the extent required, such payment pursuant to this Shareholder Value Award shall be paid on the earliest of (a) the date set forth in Section 6 above, (b) the first day following the six (6) month anniversary of the Grantee's Section 409A Separation, (c) the date of a "change in control event" within the meaning of Section 409A (a "Section 409A CIC"), and (d) the date of the Grantee's death. This Shareholder Value Award is subject to Section 13(k) of the 2002 Plan concerning Section 409A.

Section 14. Prohibition Against Transfer

The right of a Grantee to receive Performance Shares (or the payment of the cash equivalent) under this Shareholder Value Award may not be transferred except by operation of law to a duly appointed guardian of the estate of Grantee or to a Successor Grantee by will or the applicable laws of descent and distribution and then only subject to the provisions of Sections 7 and 8. A Grantee may not assign, sell, pledge or otherwise transfer Performance Shares or cash to which he or she may be entitled hereunder prior to transfer or payment thereof to the Grantee, and any such attempted assignment, sale, pledge or transfer shall be void.

Section 15. Severability and Section Headings

If one or more of the provisions of this instrument shall be held invalid, illegal or unenforceable in any respect, the validity, legality and enforceability of the remaining provisions shall not in any way be affected or impaired thereby and the invalid, illegal or unenforceable provisions shall be deemed null and void; however, to the extent permissible by law, any provisions which could be deemed null and void shall first be construed, interpreted or revised retroactively to permit this instrument to be construed so as to foster the intent of this Shareholder Value Award and the 2002 Plan.

The section headings in this instrument are for convenience of reference only and shall not be deemed a part of, or germane to, the interpretation or construction of this instrument.

Section 16. Determinations by Committee

Determinations by the Committee pursuant to any provision of the 2002 Plan, pursuant to rules, regulations and procedures adopted by the Committee or pursuant to this instrument, including without limitation (a) the determination of the amount and method of computation of the Final Stock Price of Lilly Stock or shares of the Peer Group, (b) the determination of the amount and method of computation of the TSR Modifier, (c) whether to make an exception to the rule of Section 7 or adjustments under Section 2 or Section 3, and (d) what constitutes "misconduct" for purposes of Section 26 below and any other determinations under Section 26, shall be final and binding on the Grantee and any Successor Grantee.

Section 17. Change in Control

The provisions of Section 12(a) of the 2002 Plan apply to the Shareholder Value Award with the following modifications:

- a. The only Change in Control event that shall result in a payment under this Section 17 shall be the consummation of a change in ownership of the Company as defined in Section 12(b)(i) of the 2002 Plan (a "Transaction").
 - b. In the event of a Transaction that occurs prior to the end of the Award Period, the Grantee will be credited with a number of Performance Shares equal to the Grantee's award opportunity for the Shareholder Value Award based on the value of Lilly Stock established for the consideration to be paid to holders of Lilly Stock in the Transaction, which shall then be issued in the form of a Stock Unit Award representing an equivalent number of share units with respect to shares of Lilly Stock and such Stock Unit Award shall be eligible to vest on the last day of the Award Period (and shall be paid in accordance with Section 6), subject to the Grantee's continued status as an Eligible Employee through the last day of the Award Period, except as provided below:
 - i. In the event that (A) the Grantee is subject to a Qualifying Termination prior to the end of the Award Period or (B) the acquiring entity or successor to the Company does not assume, continue or substitute the Stock Unit Award in connection with the Transaction, then the Company shall pay the Performance Shares credited to the Grantee in the form of shares of Lilly Stock immediately prior to the consummation of the Transaction in order to allow the shares of Lilly Stock to be outstanding and for the Grantee to be eligible to receive the consideration being paid to Lilly shareholders connection with in the Transaction; provided, however, that if the Stock Unit Award constitutes NQ Deferred Compensation and the Transaction is not a Section 409A CIC, then the Grantee shall receive an equivalent amount in cash (based on the fair market value of the Lilly Stock at the time of the consummation of the Transaction) at the time provided under Section 6.
-

- ii. In the event that the acquiring entity or successor to the Company assumes, continues or substitutes the Stock Unit Award issued pursuant to this Section 17 in connection with the Transaction and the Grantee is subject to a Covered Termination (as defined below) prior to the end of the Award Period, the Stock Unit Award shall vest automatically in full and the Stock Unit Award shall be settled in stock of the acquiring or successor corporation within sixty (60) days of the date of the Covered Termination; provided, however, that in the event that the Stock Unit Award constitutes NQ Deferred Compensation, the Stock Unit Award shall instead be settled within sixty (60) days of a Covered Termination that also constitutes a Section 409A Separation, but in no event later than December 31 of the year in which the Section 409A Separation occurs.

“Covered Termination” for purposes of this Shareholder Value Award shall mean a Qualifying Termination, Grantee’s termination without Cause or the Grantee’s resignation for Good Reason. “Cause” and “Good Reason” shall have the meanings ascribed to them in the Eli Lilly and Company 2007 Change in Control Severance Pay Plan for Select Employees (as amended from time to time) or any successor plan or arrangement thereto.

If the Grantee is entitled to receive stock of the acquiring entity or successor to the Company as a result of the application of this Section 17, then references to Lilly Stock in this instrument shall be read to mean stock of the acquiring entity or successor to the Company as and when applicable.

Section 18. Grantee’s Acknowledgements

In accepting this Shareholder Value Award, the Grantee acknowledges, understands and agrees that:

- a. the 2002 Plan is established voluntarily by Lilly, it is discretionary in nature and may be modified, amended, suspended or terminated by Lilly at any time, as provided in the 2002 Plan;
 - b. the Shareholder Value Award is voluntary and occasional and does not create any contractual or other right to receive future Shareholder Value Awards, or benefits in lieu of Shareholder Value Awards, even if Shareholder Value Awards have been granted in the past;
 - c. all decisions with respect to future grants of Shareholder Value Awards or other grants, if any, will be at the sole discretion of Lilly;
 - d. the Grantee’s participation in the 2002 Plan is voluntary;
 - e. the Shareholder Value Award and any Performance Shares are not intended to replace any pension rights or compensation;
 - f. the Shareholder Value Award and any Performance Shares, and the income and value of same, are not part of normal or expected compensation or salary for purposes of calculating any severance, resignation, termination, redundancy, end of service payments, bonuses, long-service awards, pension or welfare or retirement benefits or similar payments;
 - g. neither the Shareholder Value Award nor any provision of this instrument, the 2002 Plan or the policies adopted pursuant to the 2002 Plan confer upon the Grantee any right with respect to employment or continuation of current employment, and in the event that the Grantee is not
-

an employee of Lilly or any subsidiary of Lilly, the Shareholder Value Award shall not be interpreted to form an employment contract or relationship with Lilly or any subsidiary of Lilly;

- h. the future value of the underlying Performance Shares and any shares of Lilly Stock that may be acquired in connection with this Shareholder Value Award is unknown, indeterminable and cannot be predicted with certainty;
- i. the value of any Performance Shares or any shares of Lilly Stock acquired in connection with this Shareholder Value Award may increase or decrease, even below the tax valuation price;
- j. no claim or entitlement to compensation or damages shall arise from forfeiture of the Shareholder Value Award or any Performance Shares resulting from the Grantee ceasing to provide employment or other services to Lilly or the Employer (for any reason whatsoever and whether or not later found to be invalid or in breach of local labor laws in the jurisdiction where the Grantee is employed or the terms of the Grantee's employment agreement, if any);
- k. for purposes of the Shareholder Value Award, the Grantee's employment will be considered terminated as of the date he or she is no longer actively providing services to Lilly or a subsidiary of Lilly and the Grantee's right, if any, to earn and be paid any portion of the Shareholder Value Award after such termination of employment or services (regardless of the reason for such termination and whether or not such termination is later found to be invalid or in breach of employment laws in the jurisdiction where the Grantee is employed or the terms of the Grantee's employment agreement, if any) will be measured by the date the Grantee ceases to actively provide services and will not be extended by any notice period (e.g., active service would not include any contractual notice period or any period of "garden leave" or similar period mandated under employment laws in the jurisdiction where the Grantee is employed or the terms of the Grantee's employment agreement, if any); the Committee shall have the exclusive discretion to determine when the Grantee is no longer actively providing services for purposes of the Shareholder Value Award (including whether the Grantee may still be considered to be actively providing services while on a leave of absence);
- l. the Grantee is solely responsible for investigating and complying with any laws applicable to him or her in connection with the Shareholder Value Award; and
- m. the Company has communicated share ownership guidelines that apply to the Grantee, and the Grantee understands and agrees that those guidelines may impact any Performance Shares subject to, or issued pursuant to, the Shareholder Value Award;

Section 19. No Advice Regarding Grant

Lilly is not providing any tax, legal or financial advice, nor is Lilly making any recommendations regarding the Grantee's participation in the 2002 Plan, or the Grantee's acquisition or sale of the underlying Performance Shares. The Grantee is hereby advised to consult with his or her own personal tax, legal and financial advisors regarding the Grantee's participation in the 2002 Plan before taking any action related to the 2002 Plan.

Section 20. Data Privacy

The Grantee hereby explicitly and unambiguously consents to the collection, use and transfer, in electronic or other form, of the Grantee's personal data as described in this Shareholder Value Award and any other

Award materials by and among, as applicable, the Employer, Lilly, its subsidiaries and its affiliates for the exclusive purpose of implementing, administering and managing the Grantee's participation in the 2002 Plan.

The Grantee understands that Lilly and the Employer may hold certain personal information about the Grantee, including, but not limited to, the Grantee's name, home address and telephone number, date of birth, social insurance number or other identification number, salary, nationality, job title, any shares of stock or directorships held in Lilly, details of all Shareholder Value Awards or any other entitlement to shares of stock awarded, canceled, vested, unvested or outstanding in the Grantee's favor, for the purpose of implementing, administering and managing the 2002 Plan ("Data").

The Grantee understands that Data will be transferred to Merrill Lynch, KPMG and/or any other stock plan service provider or tax or legal advisor as may be selected by Lilly in the future, which is assisting in the implementation, administration and management of the 2002 Plan. The Grantee understands that these recipients may be located in the Grantee's country, or elsewhere, and that the recipient's country may have different data privacy laws and protections than the Grantee's country. The Grantee authorizes the recipients to receive, possess, use, retain and transfer the Data, in electronic or other form, for the sole purpose of implementing, administering and managing the Grantee's participation in the 2002 Plan, including any requisite transfer of such Data as may be required to a broker, escrow agent or other third party with whom any shares or cash received pursuant to the Award may be deposited. The Grantee understands that Data will be held only as long as is necessary to implement, administer and manage the Grantee's participation in the 2002 Plan. The Grantee understands that the Grantee may, at any time, request an equity award transaction statement, request any necessary amendments to Data or refuse or withdraw the consents herein, in any case without cost, by contacting in writing the Grantee's local human resources representative. Further, the Grantee understands that he or she is providing the consents herein on a purely voluntary basis. If the Grantee does not consent, or if the Grantee later seeks to revoke his or her consent, the Grantee's employment status or service and career with the Employer will not be adversely affected; the only consequence of refusing or withdrawing the Grantee's consent is that the Company would not be able to grant the Grantee the Shareholder Value Award or other equity awards or administer or maintain such awards. Therefore, the Grantee understands that refusal or withdrawal of consent may affect the Grantee's ability to participate in the 2002 Plan. For more information on the consequences of the Grantee's refusal to consent or withdrawal of consent, the Grantee understands that the Grantee may contact the Grantee's local human resources representative.

Section 21. Effective Date

The effective date of this instrument shall be the date of grant.

Section 22. Governing Law and Choice of Venue

The validity and construction of this Shareholder Value Award shall be governed by the laws of the State of Indiana, U.S.A. without regard to laws that might cause other law to govern under applicable principles of conflict of laws. For purposes of litigating any dispute that arises under this Shareholder Value Award, the parties hereby submit to and consent to the jurisdiction of the State of Indiana, and agree that such litigation shall be conducted in the courts of Marion County, Indiana, or the federal courts for the United States for the Southern District of Indiana, and no other courts, where this Shareholder Value Award is granted and/or to be performed.

Section 23. Language

If the Grantee has received this instrument or any other document related to the 2002 Plan translated into a language other than English and if the meaning of the translated version is different than the English version, the English version will control.

Section 24. Imposition of Other Requirements

If the Grantee relocates to another country, any special terms and conditions applicable to Shareholder Value Awards granted in such country will apply to the Grantee, to the extent the Company determines that the application of such terms and conditions is necessary or advisable for legal or administrative reasons.

In addition, the Company reserves the right to impose other requirements on the Shareholder Value Award and any Performance Shares acquired under the 2002 Plan, to the extent the Company determines it is necessary or advisable for legal or administrative reasons, and to require the Grantee to execute any additional agreements or undertakings that may be necessary to accomplish the foregoing.

Section 25. Award Subject to Acknowledgement of Acceptance

Notwithstanding any provisions of this instrument, the Shareholder Value Award is subject to acknowledgement of acceptance by the Grantee prior to 4:00 PM (EDT) April 30, 2017, through the website of Merrill Lynch, the Company's stock plan administrator. If the Grantee does not acknowledge acceptance of the Award prior to 4:00 PM (EDT) April 30, 2017, the Shareholder Value Award will be cancelled, subject to the Committee's discretion for unforeseen circumstances.

Section 26. Compensation Recovery

At any time during the three years following the date on which the number of Performance Shares subject to the Shareholder Value Award has been determined under Section 4 above, the Company reserves the right to and, in appropriate cases, will seek restitution of all or part of any shares of Lilly stock that have been issued or cash that has been paid pursuant to this Shareholder Value Award if:

- a. (i) the number of Performance Shares or the amount of the cash payment was calculated based, directly or indirectly, upon the achievement of financial results that were subsequently the subject of restatement of all or a portion of the Company's financial statements;
 - (ii) the Grantee engaged in intentional misconduct that caused or partially caused the need for such a restatement; and
 - (iii) the number of Performance Shares or the amount of cash payment that would have been issued or paid to the Grantee had the financial results been properly reported would have been lower than the number of Performance Shares actually issued or the amount of cash actually paid.
- b. the Grantee has been determined to have committed a material violation of law or Company policy or to have failed to properly manage or monitor the conduct of an employee who has committed a material violation of law or Company policy whereby, in either case, such conduct causes significant harm to the company.

Furthermore, in the event the number of Performance Shares issued or cash paid pursuant to this Shareholder Value Award is determined to have been based on materially inaccurate financial statements or other Company performance measures or on calculation errors (without any misconduct on the part of the Grantee), the Company reserves the right to and, in appropriate cases, will :

- a. seek restitution of the Performance Shares or cash paid pursuant to this Shareholder Value Award to the extent that the number of Performance Shares issued or the amount paid exceeded the number of Performance Shares that would have been issued or the amount that would have been paid had the inaccuracy or error not occurred, or
- b. issue additional Performance Shares or make additional payment to the extent that the number of Performance Shares issued or the amount paid was less than the correct amount,

This Section 26 is not intended to limit the Company's power to take such action as it deems necessary to remedy any misconduct, prevent its reoccurrence and, if appropriate, based on all relevant facts and circumstances, punish the wrongdoer in a manner it deems appropriate.

IN WITNESS WHEREOF, Lilly has caused this Shareholder Value Award to be executed and granted in Indianapolis, Indiana, by its proper officer.

ELI LILLY AND COMPANY



By: _____
David A. Ricks
President and CEO

EXHIBIT 12. Statement Re: Computation of Ratio of Earnings to Fixed Charges

ELI LILLY AND COMPANY AND SUBSIDIARIES

	Years Ended December 31,				
	2016	2015	2014	2013	2012
	(Dollars in millions)				
Consolidated pretax income	\$ 3,374.0	\$ 2,790.0	\$ 3,000.3	\$ 5,889.3	\$ 5,408.2
Interest ⁽¹⁾	232.9	216.0	187.1	184.2	198.8
Less interest capitalized during the period	(47.7)	(54.8)	(38.3)	(24.1)	(21.0)
Earnings	\$ 3,559.2	\$ 2,951.2	\$ 3,149.1	\$ 6,049.4	\$ 5,586.0
Fixed charges	\$ 232.9	\$ 216.0	\$ 187.1	\$ 184.2	\$ 198.8
Ratio of earnings to fixed charges	15.3	13.7	16.8	32.8	28.1

⁽¹⁾Interest is based upon interest expense reported as such in the consolidated statements of operations and does not include any interest related to unrecognized tax benefits, which is included in income tax expense.

Exhibit 21 — List of Subsidiaries & Affiliates

The following are subsidiaries and affiliated corporations of the company at December 31, 2016.
Certain subsidiaries have been omitted as they are not significant in the aggregate.

	State or Jurisdiction of Incorporation or Organization
1096401 B.C. Unlimited Liability Company	Canada
Agri Stats Brasil Servicos Informacoes Gerenciais Ltda.	Brazil
Agri Stats, Inc.	Indiana
Alnara Pharmaceuticals, Inc.	Massachusetts
Andean Technical Operations Center	Peru
Avian Holding Group, Inc.	New York
Avid Radiopharmaceuticals, Inc.	Pennsylvania
ChemGen Corporation	Massachusetts
del Sol Financial Services, Inc.	British Virgin Islands
Dista Ilac Ticaret Ltd. Sti.	Turkey
Dista, S.A.	Spain
Dista-Produtos Quimicos & Farmaceuticos, LDA	Portugal
Elanco (Shanghai) Animal Health Co., Ltd.	China
Elanco (Taiwan) Animal Health Co. Ltd.	Taiwan
Elanco Animal Health Ireland Limited	Ireland
Elanco Animal Health, Korea, Ltd.	Korea
Elanco Australasia Pty. Ltd.	Australia
Elanco Bangladesh Limited	Bangladesh
Elanco Canada Limited	Canada
Elanco Centre de Recherche Sante Animale SA	Switzerland
Elanco Deutschland GmbH	Germany
Elanco France S.A.S.	France
Elanco India Private Limited	India
Elanco Italia S.p.A.	Italy
Elanco Japan KK	Japan
Elanco Netherlands Holding B.V.	Netherlands
Elanco Rus Ltd.	Russia
Elanco Salud Animal SA de CV	Mexico
Elanco Saude Animal Ltda.	Brazil
Elanco Spain, S.L.	Spain
Elanco Switzerland Holding GmbH	Switzerland
Elanco (Thailand) Ltd.	Thailand
Elanco US, Inc.	Delaware
Elanco-Valquimica, S.A.	Spain
ELCO Dominicana SRL	Dominican Republic
ELCO for Trade and Marketing, S.A.E.	Egypt
ELCO Holdings B.V.	Netherlands
ELCO Insurance Company Limited	Bermuda
ELCO Management, Inc.	Delaware
ELGO Insurance Company Limited	Bermuda
Eli Lilly (Malaysia) Sdn. Bhd.	Malaysia

	State or Jurisdiction of Incorporation or Organization
Eli Lilly (Philippines), Incorporated	Philippines
Eli Lilly (S.A.) (Proprietary) Limited	South Africa
Eli Lilly (Singapore) Pte. Ltd.	Singapore
Eli Lilly (Suisse) S.A.	Switzerland
Eli Lilly and Company	Indiana
Eli Lilly and Company (India) Pvt. Ltd.	India
Eli Lilly and Company (Ireland) Limited	Ireland
Eli Lilly and Company (N.Z.) Limited	New Zealand
Eli Lilly and Company (Taiwan), Inc.	Taiwan
Eli Lilly and Company Limited	United Kingdom
Eli Lilly Asia Pacific SSC Sdn Bhd	Malaysia
Eli Lilly Asia, Inc.	Delaware
Eli Lilly Australia Pty. Limited	Australia
Eli Lilly Benelux S.A.	Belgium
Eli Lilly B-H d.o.o.	Bosnia
Eli Lilly Bienes y Servicios S de RL de CV	Mexico
Eli Lilly Canada Inc.	Canada
Eli Lilly CR s.r.o.	Czech Republic
Eli Lilly Danmark A/S	Denmark
Eli Lilly de Centro America, S.A.	Guatemala
Eli Lilly do Brasil Limitada	Brazil
Eli Lilly Egypt, S.A.E.	Egypt
Eli Lilly European Clinical Trial Services SA	Belgium
Eli Lilly Export S.A.	Switzerland
Eli Lilly farmacevtska druzba, d.o.o.	Slovenia
Eli Lilly Finance, S.A.	Switzerland
Eli Lilly Ges.m.b.H.	Austria
Eli Lilly Group Limited	United Kingdom
Eli Lilly Holdings Ltd.	United Kingdom
Eli Lilly Hrvatska d.o.o.	Croatia
Eli Lilly Industries, Inc.	Delaware
Eli Lilly Interamerica Inc., y Compania Limitada	Chile
Eli Lilly Interamerica, Inc.	Indiana
Eli Lilly International Corporation	Indiana
Eli Lilly Ireland Holdings Limited	Ireland
Eli Lilly Israel Ltd.	Israel
Eli Lilly Italia S.p.A.	Italy
Eli Lilly Japan K.K.	Japan
Eli Lilly Kinsale Limited	Ireland
Eli Lilly Nederland B.V.	Netherlands
Eli Lilly Nigeria Ltd.	Nigeria
Eli Lilly Norge A.S.	Norway
Eli Lilly Pakistan (Pvt.) Ltd.	Pakistan
Eli Lilly Polska Sp.z.o.o. (Ltd.)	Poland

	State or Jurisdiction of Incorporation or Organization
Eli Lilly Regional Operations GmbH	Austria
Eli Lilly Romania SRL	Romania
Eli Lilly S.A.	Switzerland
Eli Lilly S.A. – Ireland Branch	Ireland
Eli Lilly Services, Inc.	British Virgin Islands
Eli Lilly Services India Private Limited	India
Eli Lilly Slovakia s.r.o.	Slovakia
Eli Lilly Spain Holding ETVE, S.L.	Spain
Eli Lilly Sweden AB	Sweden
Eli Lilly Trading S.A.	Switzerland
Eli Lilly Vostok S.A., Geneva	Switzerland
Eli Lilly y Compania de Mexico, S.A. de C.V.	Mexico
Eli Lilly y Compania de Venezuela, S.A.	Venezuela
Express Markets, Inc.	Indiana
GEMS Services S.A.	Belgium
GEMS Services S.A. – CC Branch	Belgium
Glycostasis, Inc.	Washington
Greenfield-Produtos Farmaceuticos, Lda.	Portugal
ICOS Corporation	Washington
ImClone GmbH	Switzerland
ImClone LLC	Delaware
ImClone Systems LLC	Delaware
Immuno-Vet Services (Pty) Ltd. South Africa	South Africa
IMMUNOVET Services Zambia Ltd.	South Africa
Irisfarma S.A.	Spain
Ivy Animal Health, Inc.	Delaware
Kinsale Financial Services	Ireland
Lilly Asia Ventures Fund I, L.P.	Cayman Islands
Lilly Asia Ventures Fund II, L.P.	Cayman Islands
Lilly Asian Ventures Fund III, L.P.	Cayman Islands
Lilly Cayman Holdings	Cayman Islands
Lilly China Research and Development Co., Ltd.	China
Lilly del Caribe, Inc.	Cayman Islands
Lilly Deutschland GmbH	Germany
Lilly France S.A.S.	France
Lilly Global Holdings B.V.	Netherlands
Lilly Global Nederland Holdings B.V.	Netherlands
Lilly Global Services, Inc.	Indiana
Lilly Holding GmbH	Germany
Lilly Holdings B.V.	Netherlands
Lilly Hungaria KFT	Hungary
Lilly ilaç ticaret limited şirketi	Turkey
Lilly Industries Holdings B.V.	Netherlands
Lilly Korea Ltd.	Korea

	State or Jurisdiction of Incorporation or Organization
Lilly Nederland Holding B.V.	Netherlands
Lilly Pharma Ltd.	Russia
Lilly Portugal - Produtos Farmaceuticos, Lda.	Portugal
Lilly S.A.	Spain
Lilly (Shanghai) Management Co., Ltd.	China
Lilly Suzhou Pharmaceutical Co. Ltd.	China
Lilly Trading Co. LTD	China
Lilly USA, LLC	Indiana
Lilly Ventures Fund I LLC	Delaware
Lilly-NUS Centre for Clinical Pharmacology	Singapore
Lohmann Animal Health (Malaysia) Sdn. Bhd	Malaysia
Lohmann Animal Health Asia Holding Co. Ltd.	Thailand
Lohmann Animal Health GmbH	Germany
Lohmann Animal Health Hungaria Kereskedelmi Kft., Hungary	Hungary
Lohmann Animal Health International Inc.	Maine
Lohmann Animal Health Mexico, S.A. de C.V.	Mexico
Lohmann Animal Health Phils. Corp.	Philippines
Lohmann Animal Health Polska sp. z.o.o.	Poland
Lohmann Animal Health South Africa (Pty) Ltd.	South Africa
Lohmann Beteiligungs GmbH	Germany
Lohmann Saude Animal LTDA	Brazil
Lohmann Taiwan Co. Ltd., Taiwan	Taiwan
Lohmann Veteriner Urunleri Sanayi Ticaret A.S.	Turkey
Novartis Animal Health UK Limited	United Kingdom
Novartis Animal Vaccines Limited	United Kingdom
Novartis Tiergesundheits AG	Switzerland
Novartis Veterina d.o.o.	Slovenia
ooo Lohmann Animal Health (Russia)	Russia
OY Eli Lilly Finland AB	Finland
Pharmabrand, S.A.I.C.	Greece
Pharmaserve-Lilly S.A.C.I.	Greece
PT. Eli Lilly Indonesia	Indonesia
Pt. Lohmann Animal Health Indonesia	Indonesia
SGX Pharmaceuticals, Inc.	Delaware
Spaly Bioquimica, S.A.	Spain
UAB Eli Lilly Lietuva	Lithuania
Vericore Limited	United Kingdom
Vital Pharma Productos Farmaceuticos	Portugal

Consent of Independent Registered Public Accounting Firm

We consent to the incorporation by reference in the Registration Statements (Form S-3ASR Nos. 333-209627; and Form S-8 Nos. 333-104057 and 333-172422) of Eli Lilly and Company and subsidiaries and in the related Prospectus of our reports dated February 21, 2017, with respect to the consolidated financial statements of Eli Lilly and Company and subsidiaries, and the effectiveness of internal control over financial reporting of Eli Lilly and Company and subsidiaries, included in this Annual Report (10-K) for the year ended December 31, 2016.

/s/ Ernst and Young LLP

Indianapolis, Indiana

February 21, 2017

CERTIFICATIONS

I, David A. Ricks, President and Chief Executive Officer, certify that:

1. I have reviewed this report on Form 10-K of Eli Lilly and Company;
2. Based on my knowledge, this report does not contain any untrue statement of a material fact or omit to state a material fact necessary to make the statements made, in light of the circumstances under which such statements were made, not misleading with respect to the period covered by this report;
3. Based on my knowledge, the financial statements, and other financial information included in this report, fairly present in all material respects the financial condition, results of operations, and cash flows of the registrant as of, and for, the periods presented in this report;
4. The registrant's other certifying officer(s) and I are responsible for establishing and maintaining disclosure controls and procedures (as defined in Exchange Act Rules 13a-15(e) and 15d-15(e)) and internal control over financial reporting (as defined in Exchange Act Rules 13a-15(f) and 15d-15(f)) for the registrant and have:
 - a. Designed such disclosure controls and procedures, or caused such disclosure controls and procedures to be designed under our supervision, to ensure that material information relating to the registrant, including its consolidated subsidiaries, is made known to us by others within those entities, particularly during the period in which this report is being prepared;
 - b. Designed such internal control over financial reporting, or caused such internal control over financial reporting to be designed under our supervision, to provide reasonable assurance regarding the reliability of financial reporting and the preparation of financial statements for external purposes in accordance with generally accepted accounting principles;
 - c. Evaluated the effectiveness of the registrant's disclosure controls and procedures and presented in this report our conclusions about the effectiveness of the disclosure controls and procedures, as of the end of the period covered by this report based on such evaluation; and
 - d. Disclosed in this report any change in the registrant's internal control over financial reporting that occurred during the registrant's most recent fiscal quarter (the registrant's fourth fiscal quarter in the case of an annual report) that has materially affected, or is reasonably likely to materially affect, the registrant's internal control over financial reporting; and
5. The registrant's other certifying officer(s) and I have disclosed, based on our most recent evaluation of internal control over financial reporting, to the registrant's auditors and the audit committee of the registrant's board of directors (or persons performing the equivalent functions):
 - a. All significant deficiencies and material weaknesses in the design or operation of internal control over financial reporting which are reasonably likely to adversely affect the registrant's ability to record, process, summarize and report financial information; and
 - b. Any fraud, whether or not material, that involves management or other employees who have a significant role in the registrant's internal control over financial reporting.

Date: February 21, 2017

By: /s/ David A. Ricks

David A. Ricks
President and Chief Executive Officer

CERTIFICATIONS

I, Derica W. Rice, Executive Vice President, Global Services, and Chief Financial Officer, certify that:

1. I have reviewed this report on Form 10-K of Eli Lilly and Company;
2. Based on my knowledge, this report does not contain any untrue statement of a material fact or omit to state a material fact necessary to make the statements made, in light of the circumstances under which such statements were made, not misleading with respect to the period covered by this report;
3. Based on my knowledge, the financial statements, and other financial information included in this report, fairly present in all material respects the financial condition, results of operations, and cash flows of the registrant as of, and for, the periods presented in this report;
4. The registrant's other certifying officer(s) and I are responsible for establishing and maintaining disclosure controls and procedures (as defined in Exchange Act Rules 13a-15(e) and 15d-15(e)) and internal control over financial reporting (as defined in Exchange Act Rules 13a-15(f) and 15d-15(f)) for the registrant and have:
 - a. Designed such disclosure controls and procedures, or caused such disclosure controls and procedures to be designed under our supervision, to ensure that material information relating to the registrant, including its consolidated subsidiaries, is made known to us by others within those entities, particularly during the period in which this report is being prepared;
 - b. Designed such internal control over financial reporting, or caused such internal control over financial reporting to be designed under our supervision, to provide reasonable assurance regarding the reliability of financial reporting and the preparation of financial statements for external purposes in accordance with generally accepted accounting principles;
 - c. Evaluated the effectiveness of the registrant's disclosure controls and procedures and presented in this report our conclusions about the effectiveness of the disclosure controls and procedures, as of the end of the period covered by this report based on such evaluation; and
 - d. Disclosed in this report any change in the registrant's internal control over financial reporting that occurred during the registrant's most recent fiscal quarter (the registrant's fourth fiscal quarter in the case of an annual report) that has materially affected, or is reasonably likely to materially affect, the registrant's internal control over financial reporting; and
5. The registrant's other certifying officer(s) and I have disclosed, based on our most recent evaluation of internal control over financial reporting, to the registrant's auditors and the audit committee of the registrant's board of directors (or persons performing the equivalent functions):
 - a. All significant deficiencies and material weaknesses in the design or operation of internal control over financial reporting which are reasonably likely to adversely affect the registrant's ability to record, process, summarize and report financial information; and
 - b. Any fraud, whether or not material, that involves management or other employees who have a significant role in the registrant's internal control over financial reporting.

Date: February 21, 2017

By: /s/ Derica W. Rice

Derica W. Rice
Executive Vice President, Global Services, and Chief
Financial Officer

EXHIBIT 32 Section 1350 Certification

Pursuant to section 906 of the Sarbanes-Oxley Act of 2002 (subsections (a) and (b) of section 1350, chapter 63 of title 18, United States Code), each of the undersigned officers of Eli Lilly and Company, an Indiana corporation (the "Company"), does hereby certify that, to the best of his knowledge:

The Annual Report on Form 10-K for the year ended December 31, 2016 (the "Form 10-K") of the Company fully complies with the requirements of section 13(a) or 15(d) of the Securities Exchange Act of 1934 and information contained in the Form 10-K fairly presents, in all material respects, the financial condition and results of operations of the Company.

Date: February 21, 2017

/s/ David A. Ricks

David A. Ricks

President and Chief Executive Officer

Date: February 21, 2017

/s/ Derica W. Rice

Derica W. Rice

Executive Vice President, Global Services and
Chief Financial Officer

