

Paris, 3 July 2025

## Half-yearly report on the SFL liquidity contract

Information disclosed pursuant to AMF decision no. 2021-01 of 22 June 2021 (Chapter II – Article 2.3) establishing renewal of accepted market practice for liquidity contracts on shares.

### Half-yearly report:

At **30 June 2025**, the following resources were available for transactions under the liquidity contract with Rothschild Martin Maurel:

- 15 shares
- €459 259 in cash

Over the period from 01/01/2025 to 30/06/2025, a total of:

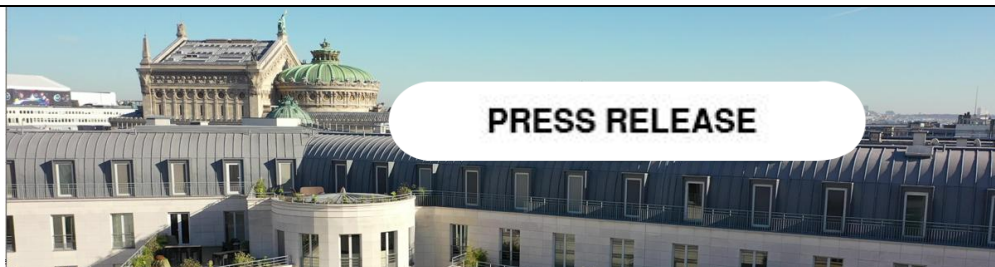
	Number of transactions executed	Number of shares traded	Transaction amount
<b>Buy</b>	728	3 349	€254 595,78
<b>Sell</b>	361	3 525	€268 245,49

Resources available at **31 December 2024** were as follows:

- 191 shares
- €445 609 in cash

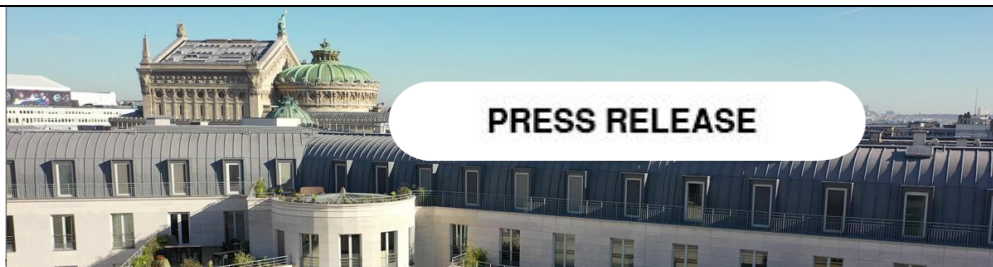
At **11 March 2019**, the date on which the new liquidity contract was signed, the following resources were available:

- 2,025 shares
- €2,092,635.00 in cash

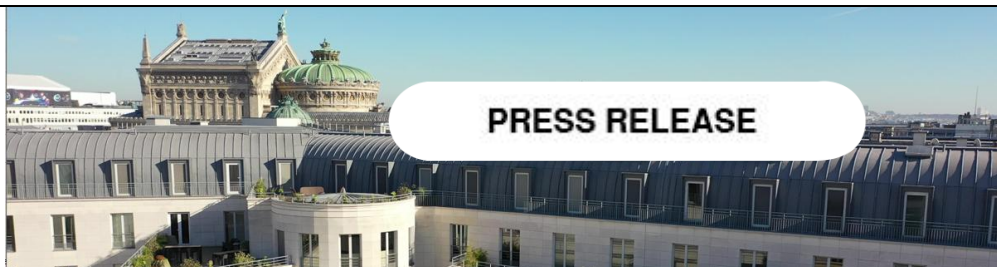


Number of transactions executed, and volume traded in 2025 first half:

	Number of transactions executed		Volume traded			
			Buy		Sell	
Date	Buy	Sell	Number of shares	Share capital (€)	Number of shares	Share capital (€)
02/01/2025	0	2	0	0.00	11	816.31
03/01/2025	2	8	3	223.20	33	2,467.74
06/01/2025	3	6	10	770.00	35	2,640.75
07/01/2025	7	0	15	1,142.70	0	0.00
08/01/2025	0	6	0	0.00	56	4,321.52
09/01/2025	10	6	27	2,121.66	59	4,687.55
10/01/2025	12	4	94	7,544.44	41	3,325.10
13/01/2025	8	0	23	1,847.36	0	0.00
14/01/2025	22	6	98	7,903.70	99	8,049.69
15/01/2025	12	0	27	2,199.96	0	0.00
16/01/2025	14	1	22	1,793.22	1	81.80
17/01/2025	24	1	126	10,093.86	1	81.40
20/01/2025	8	6	10	806.00	50	4,040.00
21/01/2025	10	3	27	2,180.25	7	570.78
22/01/2025	8	1	19	1,536.72	1	81.40
23/01/2025	5	2	11	892.65	5	408.60
24/01/2025	4	0	15	1,221.30	0	0.00
27/01/2025	5	1	10	811.00	1	81.40
28/01/2025	7	2	26	2,115.62	3	244.80
29/01/2025	6	1	12	978.24	1	81.60
30/01/2025	7	1	113	9,141.70	5	408.00
31/01/2025	4	1	6	489.60	1	81.60
<b>01/2025</b>	<b>178</b>	<b>58</b>	<b>694</b>	<b>55,813.18</b>	<b>410</b>	<b>32,470.04</b>
03/02/2025	5	0	13	1,057.81	0	0.00
04/02/2025	7	7	23	1,868.98	120	9,771.60
05/02/2025	2	1	4	326.40	1	81.60
06/02/2025	2	1	2	163.20	1	81.60
07/02/2025	4	0	5	407.00	0	0.00
10/02/2025	2	2	3	244.20	26	2,116.40
11/02/2025	5	1	12	971.04	28	2,279.20
12/02/2025	0	11	0	0.00	186	15,095.76
13/02/2025	3	2	8	650.64	83	6,723.00
14/02/2025	2	3	2	162.60	15	1,218.00
17/02/2025	4	2	9	732.24	5	407.00
18/02/2025	4	4	7	569.45	24	1,963.20

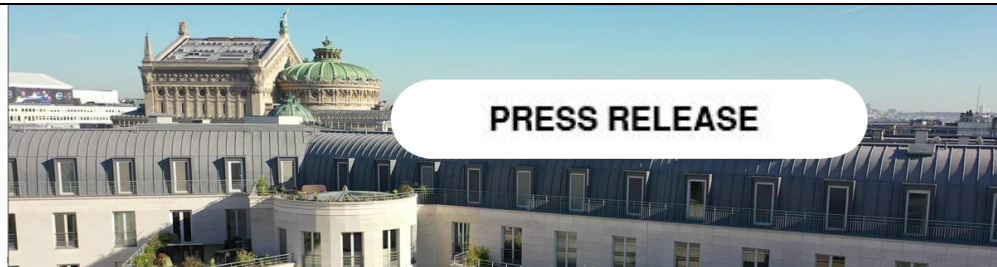


19/02/2025	33	9	66	5,072.10	66	5,082.66
20/02/2025	6	0	12	911.40	0	0.00
21/02/2025	4	1	16	1,216.80	1	76.00
24/02/2025	5	5	11	834.24	11	837.76
25/02/2025	0	1	0	0.00	2	151.20
26/02/2025	0	1	0	0.00	1	75.80
27/02/2025	4	1	9	681.21	1	75.80
28/02/2025	0	2	0	0.00	2	151.20
<b>02/2025</b>	<b>92</b>	<b>54</b>	<b>202</b>	<b>15,869.31</b>	<b>573</b>	<b>46,187.78</b>
03/03/2025	1	5	5	379.00	19	1,438.30
04/03/2025	3	1	11	833.80	5	378.00
05/03/2025	10	2	20	1,513.80	6	452.76
06/03/2025	1	3	1	75.60	5	379.00
07/03/2025	0	1	0	0.00	1	75.40
10/03/2025	3	1	5	376.40	1	75.40
11/03/2025	2	0	4	301.00	0	0.00
12/03/2025	0	2	0	0.00	8	601.60
13/03/2025	0	2	0	0.00	9	678.33
14/03/2025	3	1	5	378.00	1	75.60
17/03/2025	2	1	4	302.40	1	75.60
18/03/2025	1	1	1	75.60	1	75.60
19/03/2025	6	2	13	981.24	11	835.12
20/03/2025	3	2	6	452.22	5	376.00
21/03/2025	0	2	0	0.00	11	827.20
24/03/2025	0	1	0	0.00	5	376.00
25/03/2025	4	7	135	10,396.35	64	4,887.04
26/03/2025	9	4	67	5,193.17	28	2,172.80
27/03/2025	6	3	32	2,438.08	57	4,343.40
28/03/2025	5	1	8	610.80	1	76.20
31/03/2025	13	0	29	2,185.73	0	0.00
<b>03/2025</b>	<b>72</b>	<b>42</b>	<b>346</b>	<b>26,493.19</b>	<b>239</b>	<b>18,199.35</b>
01/04/2025	10	3	14	1,064.00	21	1,607.97
02/04/2025	4	5	9	680.04	122	9,300.06
03/04/2025	12	4	23	1,765.02	29	2,241.99
04/04/2025	11	3	49	3,731.35	24	1,842.72
07/04/2025	13	5	30	2,273.10	42	3,185.28
08/04/2025	2	2	101	7,739.63	108	8,265.24
09/04/2025	7	12	107	8,176.94	98	7,446.04
10/04/2025	0	2	0	0.00	10	767.50
11/04/2025	16	3	38	2,935.50	11	850.30
14/04/2025	13	1	28	2,159.92	1	77.18
15/04/2025	4	3	9	688.59	8	612.00
16/04/2025	0	7	0	0.00	55	4,210.25
17/04/2025	0	2	0	0.00	10	765.00
22/04/2025	7	8	161	12,450.13	70	5,361.30
23/04/2025	9	6	69	5,286.78	45	3,444.30



## PRESS RELEASE

24/04/2025	3	4	17	1,300.50	31	2,387.62
25/04/2025	31	8	49	3,776.92	60	4,600.80
28/04/2025	11	4	73	5,507.85	23	1,759.96
29/04/2025	15	0	42	3,098.76	0	0.00
30/04/2025	13	1	24	1,780.80	1	74.24
<b>04/2025</b>	<b>181</b>	<b>83</b>	<b>843</b>	<b>64,415.83</b>	<b>769</b>	<b>58,799.75</b>
02/05/2025	11	0	260	18,657.60	0	0.00
05/05/2025	17	1	157	11,471.99	1	73.97
06/05/2025	11	1	23	1,691.42	1	73.57
07/05/2025	20	1	219	15,971.67	1	73.51
08/05/2025	6	8	11	798.71	377	27,407.90
09/05/2025	0	3	0	0.00	38	2,762.98
12/05/2025	6	1	9	654.30	1	72.71
13/05/2025	13	1	28	2,033.92	1	72.69
14/05/2025	3	3	3	217.80	25	1,815.00
15/05/2025	5	1	93	6,753.66	1	72.60
16/05/2025	1	1	1	72.60	1	72.60
19/05/2025	16	4	158	11,393.38	33	2,395.80
20/05/2025	4	8	4	291.40	160	11,758.40
21/05/2025	9	4	102	7,466.40	23	1,689.12
22/05/2025	3	12	6	436.02	151	10,992.80
23/05/2025	5	1	9	653.85	1	72.80
26/05/2025	8	2	18	1,296.90	3	217.20
27/05/2025	3	3	3	218.22	20	1,455.60
28/05/2025	1	1	1	72.80	1	72.80
29/05/2025	1	3	1	72.80	11	805.20
30/05/2025	1	1	1	73.60	1	73.60
<b>05/2025</b>	<b>144</b>	<b>60</b>	<b>1,107</b>	<b>80,299.04</b>	<b>851</b>	<b>62,030.85</b>
02/06/2025	5	2	7	514.43	4	294.40
03/06/2025	2	9	3	220.20	147	10,785.39
04/06/2025	1	6	1	73.20	126	9,252.18
05/06/2025	1	2	2	146.40	32	2,347.20
06/06/2025	0	6	0	0.00	120	8,838.00
09/06/2025	0	2	0	0.00	25	1,835.00
10/06/2025	4	4	8	591.04	27	2,008.26
11/06/2025	1	3	1	73.80	20	1,483.60
12/06/2025	1	8	1	74.40	38	2,847.72
13/06/2025	1	2	1	75.00	14	1,055.60
16/06/2025	4	2	15	1,125.00	4	301.00
17/06/2025	3	5	10	752.00	24	1,816.08
18/06/2025	10	0	25	1,892.00	0	0.00
19/06/2025	2	2	2	150.80	9	679.95
20/06/2025	3	0	7	528.01	0	0.00
23/06/2025	1	1	1	75.40	1	75.40
24/06/2025	4	3	10	752.20	23	1,742.94
25/06/2025	1	0	1	75.00	0	0.00



26/06/2025	3	2	6	449.40	5	376.60
27/06/2025	13	1	55	4,061.75	50	3,760.00
30/06/2025	1	4	1	75.20	14	1,058.40
<b>06/2025</b>	<b>61</b>	<b>64</b>	<b>157</b>	<b>11,705.23</b>	<b>683</b>	<b>50,557.72</b>
<b>Total S1/2025</b>	<b>728</b>	<b>361</b>	<b>3,349</b>	<b>254,595.78</b>	<b>3,525</b>	<b>268,245.49</b>

## About SFL

Referent in the prime segment of the Parisian commercial real estate market, Société Foncière Lyonnaise stands out for the quality of its property portfolio, which is valued at €7.6 billion and is focused on the Central Business District of Paris (#cloud.paris, Edouard VII, Washington Plaza, etc.), and for the quality of its client portfolio, which is composed of prestigious companies. As France's oldest property company, SFL demonstrates year after year an unwavering commitment to its strategy focused on creating a high value in use for users and, ultimately, substantial appraisal values for its properties. With its sights firmly set on the future, SFL is committed to sustainable real estate with the aim of building the city of tomorrow and helping to reduce carbon emissions in its sector.

Stock market: Euronext Paris Compartment A – Euronext Paris ISIN FR0000033409 – Bloomberg: FLY FP – Reuters: FLYP PA

S&P rating: BBB+ stable outlook